

RP-Technik GmbH
 Hermann-Staudinger Straße 10-16
 63110 Rodgau

Operator RP Projektteam
 Telephone 06106 660280
 Fax
 e-Mail info@rp-group.com

RP-TECHNIK MMDT009ML-AZ - Spot Exit Sign ceiling DUO, CBS + ML, incl. pictoset / Data sheet emergency lighting

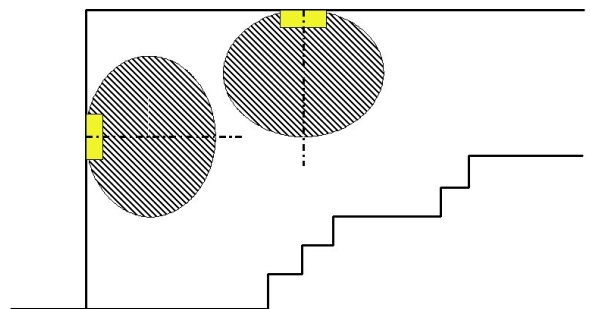
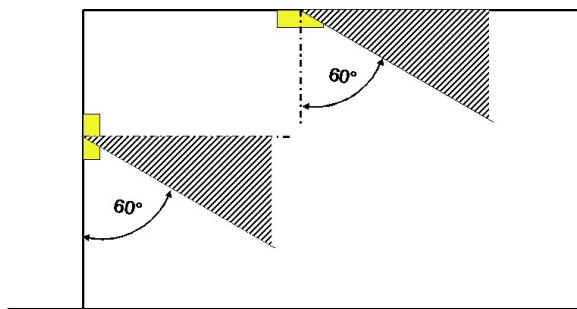
Luminaire: RP-TECHNIK MMDT009ML-AZ - Spot Exit Sign ceiling DUO, CBS + ML, incl. pictoset

Lamps: 1 x MMDT009ML-AZ

Colour rendering index:	0
Luminous flux:	100 lm
Correction Factor:	1.000
Emergency lighting factor:	1.00
Emergency lighting luminous flux:	100 lm
Light output ratio:	62.09
Light output ratio (lower hemisphere):	99.45
Light output ratio (upper hemisphere):	0.55






Glare valuation (Maximum luminous intensity [cd])

	C0	C90	C0 - C360
Gamma 60° - 90°	3.5	3.2	3.5
Gamma 0° - 180°	63.0	63.4	63.4



Distance table for even escape routes

Mounting Height [m]

					
2.50	1.95	4.80	4.74	4.67	1.90
3.00	2.07	5.17	5.09	5.01	2.02
3.50	2.14	5.50	5.43	5.35	2.10
4.00	2.17	5.76	5.67	5.59	2.13
4.50	2.15	5.96	5.89	5.82	2.11
5.00	2.00	6.08	6.02	5.96	1.95
5.50	1.77	6.14	6.08	6.03	1.71
6.00	1.45	6.13	6.08	6.02	1.40
6.50	1.02	6.00	5.94	5.88	0.98
7.00	0.29	5.72	5.64	5.57	0.30

The spacing table is based on the following parameters:

- Maintenance factor: 0.80
- Emergency lighting factor: 1.00
- Minimum illuminance on centre line: 1.00 lx
- Minimum illuminance on half of escape route width: 0.50 lx
- Diversity on the centre line max. 40 : 1
- Width of escape route: 2.00 m