



# **WIRELESS PROFESSIONAL. SMART CONTROL USING UP TO 1000 EMERGENCY LUMINAIRES**

THE INTELLIGENT EMERGENCY LIGHTING SOLUTION FOR LARGE INSTALLATIONS

  
MADE IN GERMANY

 **GROUP**  
SOLUTIONS IN SAFETY+LIGHTING



The luminaires communicate with one another at a wireless frequency of 868 MHz and form a closed, secure network.

All luminaires also act as repeaters. The range inside buildings is a guaranteed 30 metres, even steel reinforced floors aren't an issue.

The new **WLZENT control centre** with convenient Wireless Professional software enables communication with the network of luminaires. The device is intuitive to use and allows all luminaires to be set up and tested. It also produces complete test protocols via a touchscreen.

## THE EMERGENCY LIGHTING NETWORK WHICH STARTS ITSELF UP AND MONITORS ITSELF

Wireless Professional from RP-Technik is an intelligent emergency lighting solution for installations with up to 1000 or even a significantly higher number of luminaires. The system comprises single-battery luminaires with proven 868 MHz wireless technology, which are controlled and monitored without the use of a single cable. The new, innovative and intuitively operated WLZENT control centre delivers convenient and centralised setup and maintenance options. Data can be stored on an existing Windows system.

See the Wireless Professional for yourself in a short video:  
[www.rp-group.com/wireless-professional](http://www.rp-group.com/wireless-professional)



- The WLZENT unit creates a test log that holds every luminaire connected to the system.
- The test log is saved automatically.
- Test records can be sent by E-Mail and uploaded to the LIGHTLINX® cloud



In addition or as an alternative, the WP software can also be used on our compact **Wireless Embedded PC** or an existing **Windows system**. You can then set up and visualise your emergency lighting system from the comfort of your office. The system monitors the luminaires and reduces the amount of maintenance work needed.

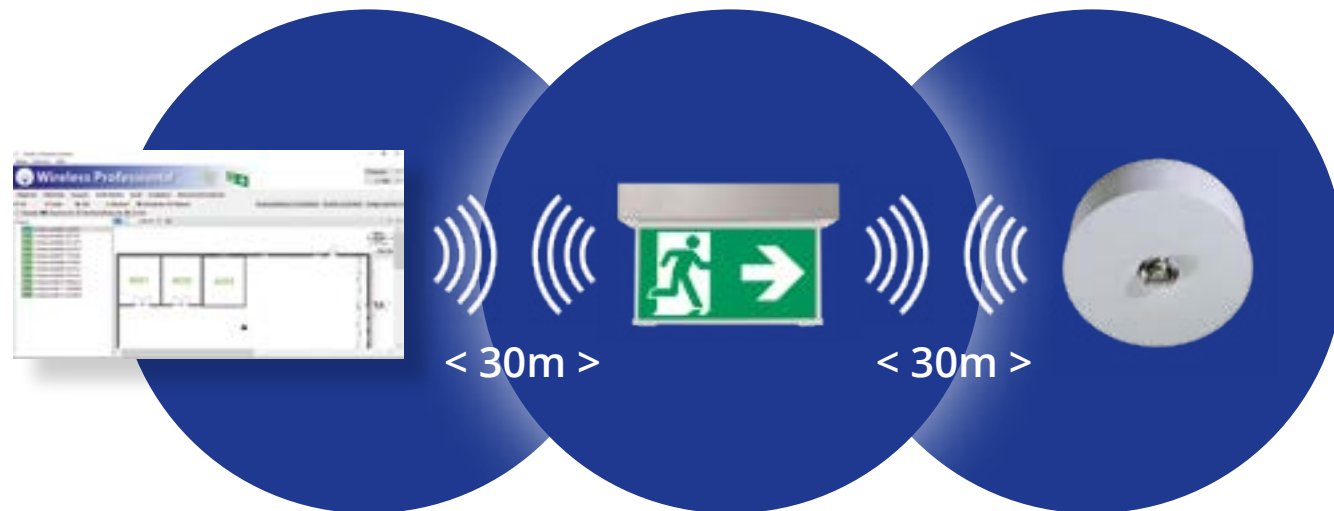


## SIMPLY FIT THE LUMINAIRES. AND THE REST WILL TAKE CARE OF ITSELF.

### SIMPLE INSTALLATION

The luminaires of the Wireless Professional family have their own power supply by means of a single battery and 868 MHz wireless modules. Installation simply requires a standard 230V AC voltage supply. After mounting, the wireless system organises itself in a completely ad hoc manner. Each Wireless Professional luminaire automatically contacts all other accessible node points, be they other luminaires, repeaters or the centre itself.

- Simple mounting
- Minimal cabling work thanks to 868 MHz wireless monitoring
- Automatic network installation for time-saving commissioning
- Minimal time needed if changes are made to the system



### 1 SYSTEM. 1000 ATTRACTIVE OPTIONS.

In its Wireless Professional range, RP-Technik provides 27 product series with more than 350 tailored luminaires. Our Wireless Professional luminaires offer impressively low energy consumption and a modern, discreet design. Even when housed in a stainless steel or aluminium housing, the wireless technology requires no visible antennas.



You will find all available  
luminaires here:  
[www.rp-group.com/  
wireless-professional](http://www.rp-group.com/wireless-professional)

## ENJOY CONVENIENT AND SAFE SETUP, MAINTENANCE AND MONITORING.

### SIMPLE OPERATION

Wireless Professional makes setting up, maintaining and monitoring your emergency and safety luminaires simpler and safer than ever before. At the heart of the solution is the new WLZENT control centre: developed in-house by RP-Technik, this centre combines in one functional unit a robust LINUX industrial PC with a touchscreen that is intuitive to use.

Fitted on the wall at a central point in the building, WLZENT allows your luminaire network to be set up with ease and maintained and monitored at all times without the use of a single cable. Using the Wireless Professional software, the registered luminaires can be positioned on the virtual building plan, where they appear with their current status.

- Convenient configuration and maintenance via the WP centre
- High operational safety
- Full emergency lighting monitoring
- Optimum protection from cyber attacks thanks to LINUX
- Minimal maintenance work
- Version with UPS-Battery available



*The new WLZENT  
control centre*

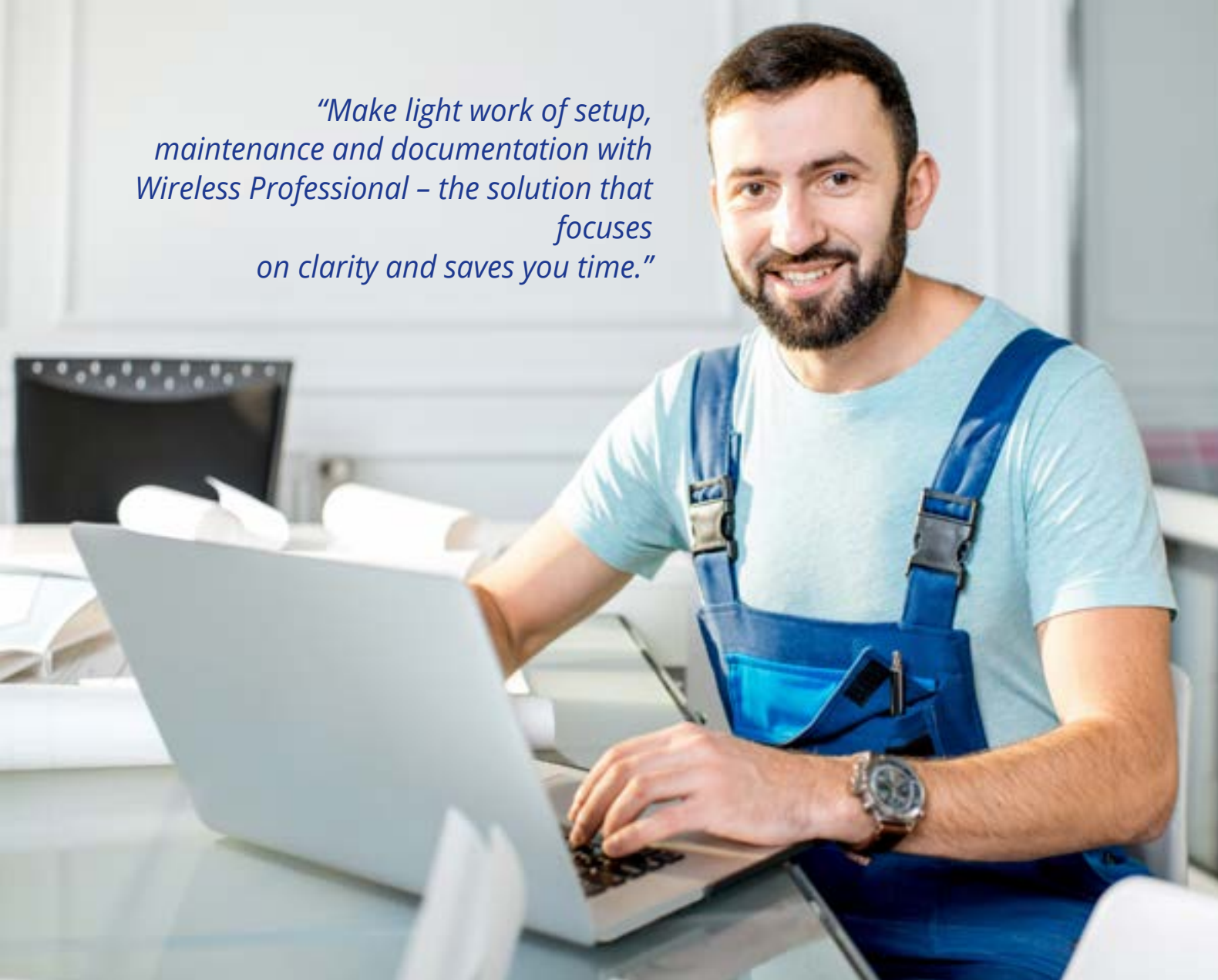


As an alternative to our WLZENT control centre, you can also set up and monitor Wireless Professional using the compact **Wireless Embedded PC** with LINUX and the Wireless Professional software.

If you do this, or if you use an existing Windows systems as the control centre, the **KOR3 USB coordinator** provides the link to your luminaire network.

In addition to this, the **wireless IO box** provides an optional interface module for connecting Wireless Professional with building control systems or also for connecting signal lamps to the system to indicate operating statuses.

*"Make light work of setup, maintenance and documentation with Wireless Professional – the solution that focuses on clarity and saves you time."*



## WIRELESS PROFESSIONAL HANDLES THE DOCUMENTATION SO YOU CAN CONCENTRATE ON MORE IMPORTANT THINGS.




Luminaire settings, test protocols and complete system test logs – all the data for your installation is saved in the Wireless Professional software. Testing and documentation in line with the relevant specifications are easier than ever before. Test protocols can be automatically generated in the system and e-mailed or uploaded to the LIGHTLINX® cloud for archiving purposes. This saves service technicians valuable amounts of time.

- Rapid creation and archiving of performance records
- Less documentation work
- Saves a lot of time

## BENEFIT FROM A NEXT-GENERATION EMERGENCY LIGHTING SOLUTION.

### MULTIPLE BENEFITS



#### A tailored solution for up to 50,000 luminaires

Wireless Professional is ideal for small, mid-sized and larger buildings with up to 50,000 luminaires. Per centre, the wireless system can include up to 1000 devices. By networking several centres, significantly more than 1000 luminaires are possible.



#### Safe wireless monitoring with minimal cabling

Each Wireless Professional luminaire makes contact with other luminaires or the centre at a frequency of 868 MHz, a rate approved across Europe. The range inside buildings is a guaranteed 30 metres, even steel reinforced floors between two levels aren't an issue. What's more, the system is not affected by other wireless signals, such as WLAN, Bluetooth or DECT.



#### Automatic control with error warning

Wireless Professional just about monitors itself. The system administrator is e-mailed status and error messages and can therefore rapidly respond to faults. The daily and/or weekly function tests allow a log to be automatically kept in the control centre.



#### Timer control for energy savings

Many of the Wireless Professional luminaires can be switched manually or wirelessly. Timer functions for numerous applications allow energy to be saved at the touch of a button, for example, if there is no-one in the building at night or over the weekend.



#### Low installation and overall costs

Minimal mounting and configuration work, automatic remote monitoring and time-saving documentation or the energy-saving timer control – Wireless Professional helps to significantly cut costs for the building operator in numerous different ways.



#### Data security through storage in the cloud

Test results and inspection log entries can be saved automatically, device-independently and securely in the LIGHTLINX® cloud. This means that access is also possible from external sources at any time.

## TECHNICAL DATA

**Maximum number of luminaires: 250 - 1000, as an option up to 50,000\***

**Wireless range: guaranteed up to 30 m**

**Wireless technology: 868 MHz transfer**

**Emergency lighting in accordance with EN 50172, EN 60598-2-22 and EN 62034 Test system type: ER (ATS type as per EN 62034)**

Luminaires available:

- A series
- ASMU series
- DO series
- EE/EA series
- GA series
- IL series
- KA series
- KB series
- KC series
- KD series
- KE series
- KL series
- KMB series
- KMU series
- KSU/KSC series
- KWI series
- KX series
- L series
- PF series
- PM series
- QAW series
- QBW series
- QCW series
- SGS/SKS series
- WAF series
- WEF series
- WER series
- Cube luminaires
- ZAW series

\* By networking several centres, the limit of 1000 luminaires can be significantly exceeded.

### **RP-Technik GmbH**

PART OF RP-GROUP

#### **Head office/Production**

Hermann-Staudinger-Str. 10 – 16  
63110 Rodgau, Germany

**Tel** +49 6106 660 28-0

**E-mail** [info@rp-group.com](mailto:info@rp-group.com)