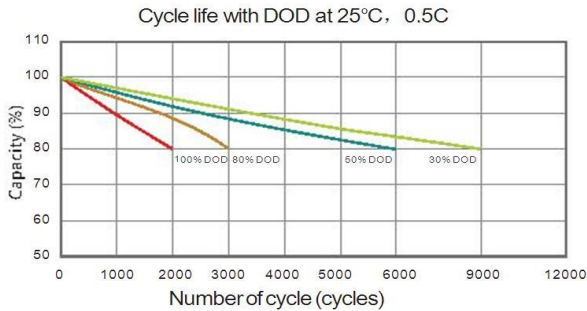


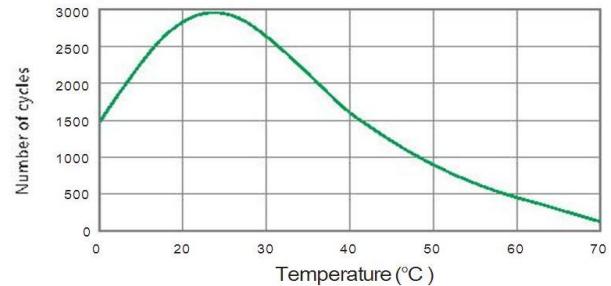
# RPower LFP12150

## (12.8V 15Ah LiFePO4 Battery)

### Number of Cycles vs. DOD



### Cycle Life in Relation to Temperature

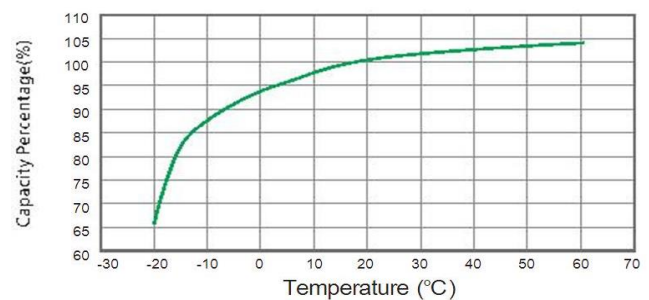


### Specifications

Nominal Voltage	12.8V	
Nominal Capacity	15Ah	
Specific Energy	192Wh	
Dimensions (±2mm)	Length	151mm (5.94inch)
	Width	98mm (3.86inch)
	Height	95mm (3.74inch)
	Total Height	101mm (3.98inch)
Approx. Weight (±5%)	1.90kg (4.19lbs)	
Terminal	6.3mm	
Internal resistance	≤40mΩ@100%SOC	
Voltage window	10.80 to 14.60V	
Max. continuous charge current	15A	
Max. continuous discharge current	20A	
Peak discharge current	35A (10sec.)	
Recommended charge current	7.5A	
Recommended discharge current	7.5A	
Charge current cut-off	0.45A	
Cycle life	≥2.000 Cycles	
Operating temperature	Charge	10°C to 45°C
	Discharge	-20°C to 55°C
Storage temperature	20°C to 30°C	
Storage duration	12 months at 25°C	
Case material	ABS	
Cell type chemistry	Cylindrical LiFePO4	
Max. series connection*	2 (Batteries)	
Max. parallel connection*	4 (Batteries)	

\*series and parallel connection at the same time is not possible

### Temperature Effects on Capacity



### BMS Characteristics

Primary charging protection	Current: 25-35A
	Delay time: 15±2S
Secondary charging protection	Current: ≥35A
	Delay time: ≤3S
Primary discharging protection	Current: 30-40A
	Delay time: 15±2S
Secondary discharging protection	Current: >40A
	Delay time: ≤3S
Over-charge voltage protection	Voltage: > 14.8±0.2V
	Delay time: ≤3S
Over-discharge voltage protection	Voltage: < 9.6±0.2V
	Delay time: ≤3S
High Temperature Protection	Charging: 65±3°C; Recover: 60±3°C
	Discharging: 65±3°C; Recover: 60±3°C
Low Temperature Protection	Charging: 0±3°C; Recover: 3±3°C
	Discharging: -20±3°C; Recover: -15±3°C

### Constant Current Discharge Data (Ampere / Battery, 25°C)

Cut-off voltage (10.8V)	1h	2h	3h	5h	10h
		15A	7.5A	5A	3A

### Constant Power Discharge Data (Watt / Battery, 25°C)

Cut-off voltage (10.8V)	1h	2h	3h	5h	10h
		172W	87W	58.2W	35.1W