



Art.-Nr: AIR408SC

Exit sign Self-contained

Recessed wall mounting, SelfControl (SC), 8 h, 15 m, IP40, Zinc die-cast, White

Modern zinc die-cast emergency exit sign luminaire for recessed mounting in the wall and for identifying emergency and escape routes.

It is part of the A series luminaire family, which provides solutions for any mounting and has won the German Design Award for its uniform, straight-line design.

Automatic monitoring of safety luminaire with SelfControl. Planning certainty is provided by tool-free, variable use of the pictograms on site. A set of pictograms corresponding to DIN ISO 7010 (arrow to the right, left, up and down) is supplied as standard.



More information

www.rp-group.com/en/item/AIR408SC



TECHNICAL DATA

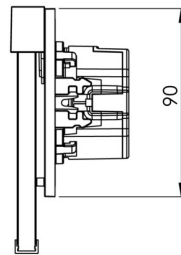
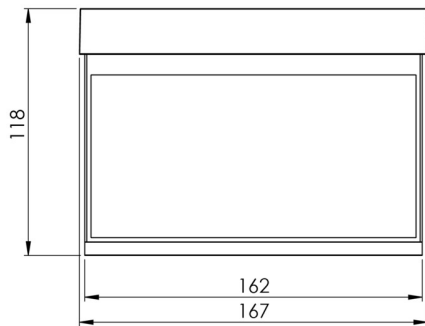
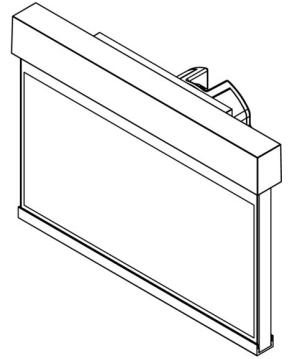
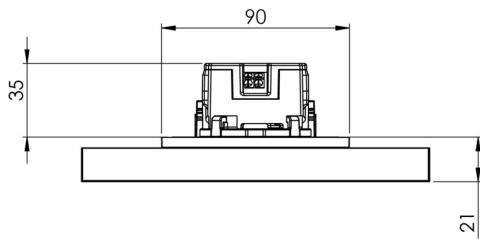
Luminaire type	Exit sign
Mounting	Recessed wall mounting
Recognition distance	15 m
Pictograph	Set
Illuminant	LED
Housing material	Zinc die-cast
Housing color	White
Protection type (IP)	IP40
Impact resistance (IK)	≥ 3
Certification	WEEE, CE, 5 years warranty
Insulation class	2
Supply	Self-contained
Monitoring	SelfControl (SC)
Bridging time	8 h
Battery	LiFePO4 6,4 V/1,2 Ah
Operating mode	Non-maintained / maintained
Input voltageAC	180 V - 230 V
Input frequency	50 Hz
Power max.	2,6 W



Power maintained	1,7 W
Power non-maintained	0,9 W
Ambient temperature maintained mode	-5 °C to 40 °C
Ambient temperature non-maintained mode	-5 °C to 40 °C
Depth	58 mm
Width	167 mm
Height	118 mm
Installation dimensions Diameter	68 mm
Weight	0.72
Weight incl. packaging	0.97
Connection cross-section	2,5 mm ²
Switching input	Yes
Emergency light blocking	No
Battery connection	Connector
Dimming function	No
Customs tariff number	94056180
EAN	4262483021347



TECHNICAL DRAWING



As of: 16.04.2025 - Subject to technical changes and errors.