



Art.-Nr: AMR009ML
Exit sign Centralised power supply systems
Recessed wall mounting, Central power supply (ML), CPS, 22 m, IP40, Zinc die-cast, White

Modern zinc die-cast emergency exit sign luminaire for recessed mounting in the wall and for identifying emergency and escape routes.

It is part of the A series luminaire family, which provides solutions for any mounting and has won the German Design Award for its uniform, straight-line design.

Control and monitoring via central power supply system. Planning certainty is provided by tool-free, variable use of the pictograms on site. A set of pictograms corresponding to DIN ISO 7010 (arrow to the right, left, up and down) is supplied as standard.



More information

www.rp-group.com/en/item/AMR009ML



TECHNICAL DATA

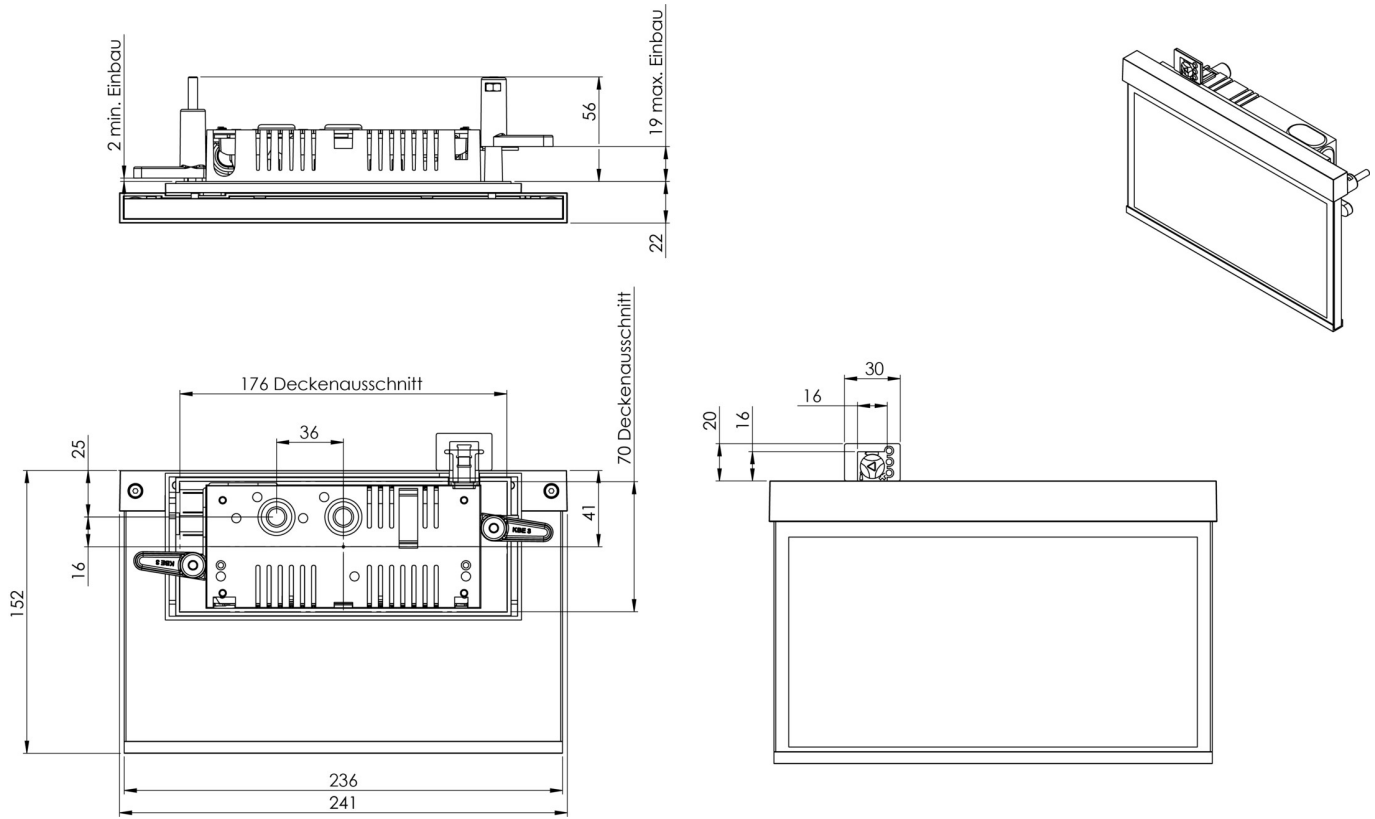
Luminaire type	Exit sign
Mounting	Recessed wall mounting
Recognition distance	22 m
Pictograph	Set
Illuminant	LED
Housing material	Zinc die-cast
Housing color	White
Protection type (IP)	IP40
Impact resistance (IK)	≥ 3
Certification	WEEE, CE
Insulation class	2
Supply	Centralised power supply systems
Monitoring	Central power supply (ML)
Bridging time	CPS
Battery	/
Operating mode	single luminaire switching
Input voltageAC	230 V



Input frequency	50 / 60 Hz
Input voltage DC	216 V
Power max.	3,5 W
Power maintained	3,5 W
Power non-maintained	1,1 W
Ambient temperature maintained mode	-20 °C to 40 °C
Ambient temperature non-maintained mode	-20 °C to 40 °C
Depth	79 mm
Width	236 mm
Height	151 mm
Installation length	176 mm
Installation width	68 mm
Installation height	40 mm
Weight	1.02
Weight incl. packaging	1.38
Connection cross-section	2.5 mm ²
Switching input	Yes
Emergency light blocking	No
Battery connection	No
Dimming function	Yes
Customs tariff number	94056180
EAN	4260581714598



TECHNICAL DRAWING





ACCESSORY LIST

BALLPLX-AM -
AM-XBE -



RELATED PRODUCTS

Art.-No.	Image	Monitoring	Supply	Color	Investment	Automatic log	Maintenance level	Remote maintenance	max. luminaires	Single luminaire monitoring
AMR009ML-AZ		Central power supply (ML)	Central power supply	RAL 7016	€€€	Yes	low	Yes	1,920 per system	central
AMR009ML-E		Central power supply (ML)	Central power supply	Edelstahl	€€€	Yes	low	Yes	1,920 per system	central
AMR509CC		CoreCompact 24 (CC)	Central power supply	RAL 9003	€€	Yes	low	Yes		central
AMR509CC-AZ		CoreCompact 24 (CC)	Central power supply	RAL 7016	€€	Yes	low	Yes		central
AMR509CC-E		CoreCompact 24 (CC)	Central power supply	Edelstahl	€€	Yes	low	Yes		central

As of: 14.05.2025 - Subject to technical changes and errors.