



Art.-Nr: AXCC509CC
Exit sign Centralised power supply systems
Rope ceiling installation, CoreCompact 24 (CC), CPS, 30 m,
IP20, Zinc die-cast, White

Modern zinc die-cast emergency exit sign luminaire with wire suspension for recessed mounting in the ceiling. Escape and emergency routes can be identified on either one or two sides.

It is part of the A series luminaire family, which provides solutions for any mounting and has won the German Design Award for its uniform, straight-line design.

Control and monitoring via central 24 V low-power system. Planning certainty is provided by tool-free, variable use of the pictograms on site. A set of pictograms corresponding to DIN ISO 7010 (arrow to the right, left, up and down) is supplied as standard.



More information

www.rp-group.com/en/item/AXCC509CC



TECHNICAL DATA

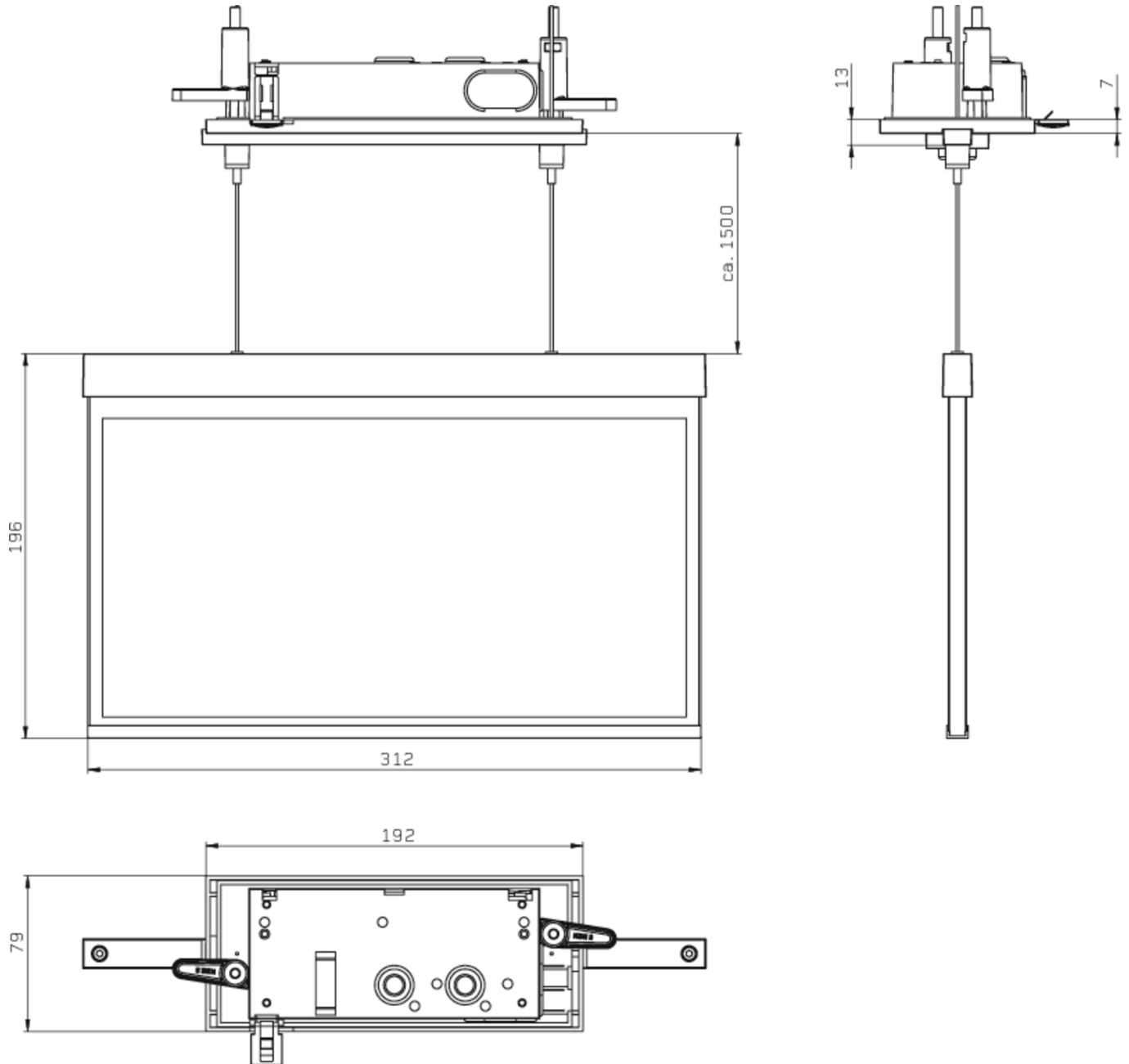
| | |
|------------------------|----------------------------------|
| Luminaire type | Exit sign |
| Mounting | Rope ceiling installation |
| Recognition distance | 30 m |
| Pictograph | Set |
| Illuminant | LED |
| Housing material | Zinc die-cast |
| Housing color | White |
| Protection type (IP) | IP20 |
| Impact resistance (IK) | ≥ 3 |
| Certification | WEEE, CE |
| Insulation class | 2 |
| Supply | Centralised power supply systems |
| Monitoring | CoreCompact 24 (CC) |
| Bridging time | CPS |
| Battery | / |
| Operating mode | Non-maintained / maintained |
| Input voltage AC | 24 V |



| | |
|---|---------------------|
| Power max. | 3,4 W |
| Power maintained | 3,4 W |
| Power non-maintained | 0,4 W |
| Ambient temperature maintained mode | -5 °C to 40 °C |
| Ambient temperature non-maintained mode | -5 °C to 40 °C |
| Depth | 80 mm |
| Width | 312 mm |
| Height | 181 mm |
| Installation length | 176 mm |
| Installation width | 68 mm |
| Installation height | 40 mm |
| Weight | 1.83 |
| Weight incl. packaging | 2.32 |
| Connection cross-section | 2.5 mm ² |
| Switching input | No |
| Emergency light blocking | No |
| Battery connection | No |
| Luminous flux mains | 230 lm |
| Luminous flux emergency | 230 lm |
| Customs tariff number | 94056180 |
| GTIN | 4260682156631 |



TECHNICAL DRAWING







ACCESSORY LIST

AM-XBE - Flush-mounted box



RELATED PRODUCTS

| Art.-No. | Image | Monitoring | Supply | Color | Investment | Automatic log | Maintenance level | Remote maintenance | max. luminaires | Single luminaire monitoring |
|--------------|---|---------------------------|----------------------|-----------|------------|---------------|-------------------|--------------------|------------------|-----------------------------|
| AXCC009ML |  | Central power supply (ML) | Central power supply | RAL 9003 | €€€ | Yes | low | Yes | 1,920 per system | central |
| AXCC009ML-AZ |  | Central power supply (ML) | Central power supply | RAL 7016 | €€€ | Yes | low | Yes | 1,920 per system | central |
| AXCC009ML-E |  | Central power supply (ML) | Central power supply | Edelstahl | €€€ | Yes | low | Yes | 1,920 per system | central |
| AXCC509CC-AZ |  | CoreCompact 24 (CC) | Central power supply | RAL 7016 | €€ | Yes | low | Yes | | central |
| AXCC509CC-E |  | CoreCompact 24 (CC) | Central power supply | Edelstahl | €€ | Yes | low | Yes | | central |

As of: 05.05.2026 - Subject to technical changes and errors.