



Art.-Nr: AXD408SC-AZ
Exit sign Self-contained
Surface mounting, SelfControl (SC), 8 h, 30 m, IP40, Zinc die-cast, Anthracite

Modern zinc die-cast emergency exit sign luminaire for surface mounting on the ceiling. Escape and emergency routes can be identified on either one or two sides.

It is part of the A series luminaire family, which provides solutions for any mounting and has won the German Design Award for its uniform, straight-line design.

Automatic monitoring of safety luminaire with SelfControl. Planning certainty is provided by tool-free, variable use of the pictograms on site. A set of pictograms corresponding to DIN ISO 7010 (arrow to the right, left, up and down) is supplied as standard.



More information

www.rp-group.com/en/item/AXD408SC-AZ



TECHNICAL DATA

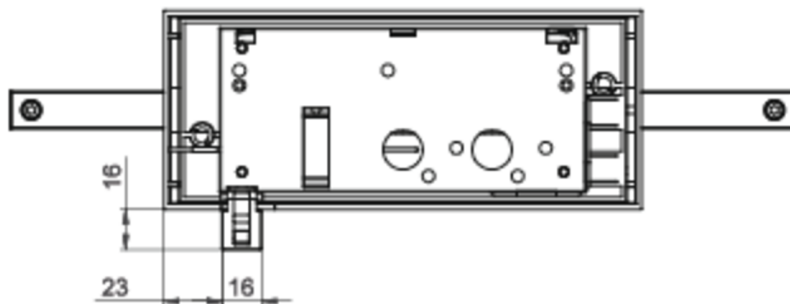
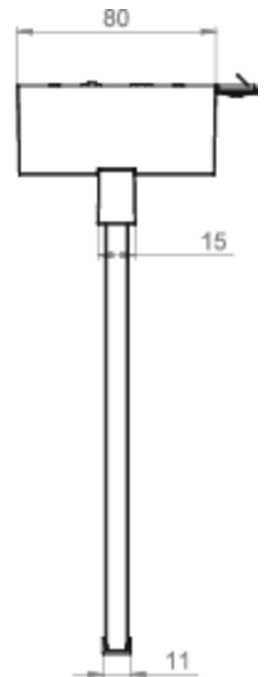
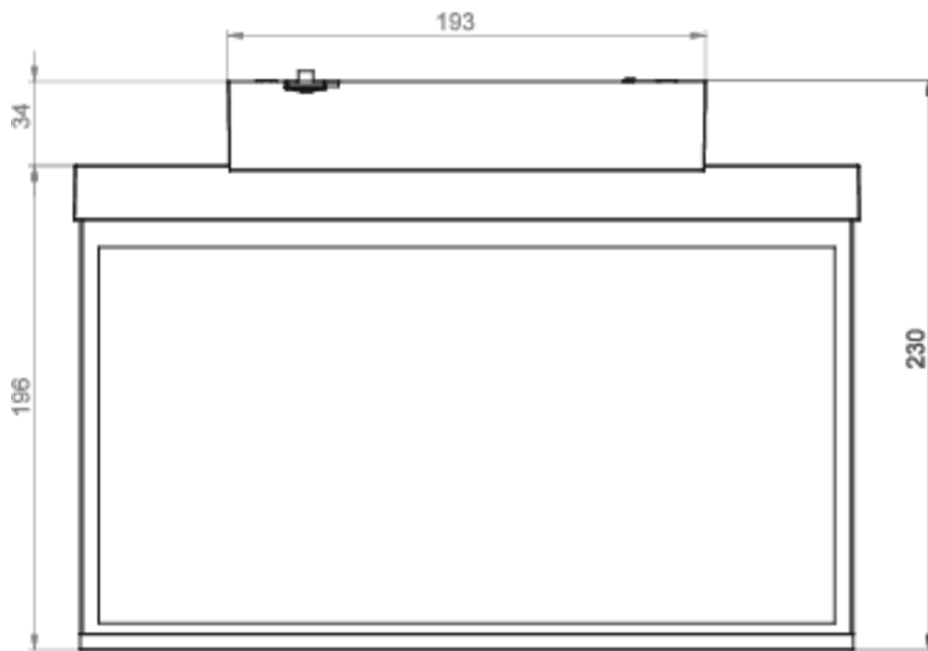
Luminaire type	Exit sign
Mounting	Surface mounting
Recognition distance	30 m
Pictograph	Set
Illuminant	LED
Housing material	Zinc die-cast
Housing color	Anthracite
Protection type (IP)	IP40
Impact resistance (IK)	≥ 3
Certification	WEEE, CE, RoHS, 5 years warranty
Insulation class	2
Supply	Self-contained
Monitoring	SelfControl (SC)
Bridging time	8 h
Battery	LiFePO4 6,4 V/1,2 Ah
Operating mode	Non-maintained / maintained
Input voltageAC	180 V - 250 V
Input frequency	50 Hz
Power max.	2,6 W



Power maintained	1,7 W
Power non-maintained	0,9 W
Ambient temperature maintained mode	-5 °C to 40 °C
Ambient temperature non-maintained mode	-5 °C to 40 °C
Depth	80 mm
Width	236 mm
Height	184 mm
Weight	1.26
Weight incl. packaging	1.75
Switching input	Yes
Emergency light blocking	No
Battery connection	Connector
Dimming function	No
Customs tariff number	94056180
EAN	4262483022221



TECHNICAL DRAWING





ACCESSORY LIST

AM-X-APA - Surface-mounted adapter AM/AX

As of: 16.04.2025 - Subject to technical changes and errors.