



Art.-Nr: AXD509CC-AZ

Exit sign Centralised power supply systems

**Recessed mounting, CoreCompact 24 (CC), CPS, 30 m, IP40,
Zinc die-cast, Anthracite**

Modern zinc die-cast emergency exit sign luminaire for surface mounting on the ceiling. Escape and emergency routes can be identified on either one or two sides.

It is part of the A series luminaire family, which provides solutions for any mounting and has won the German Design Award for its uniform, straight-line design.

Control and monitoring via central 24 V low-power system. Planning certainty is provided by tool-free, variable use of the pictograms on site. A set of pictograms corresponding to DIN ISO 7010 (arrow to the right, left, up and down) is supplied as standard.



More information

www.rp-group.com/en/item/AXD509CC-AZ



TECHNICAL DATA

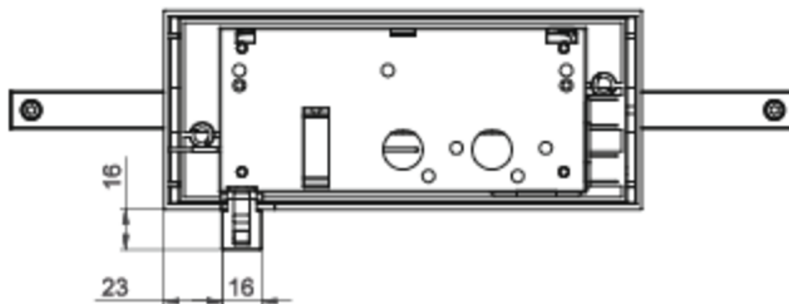
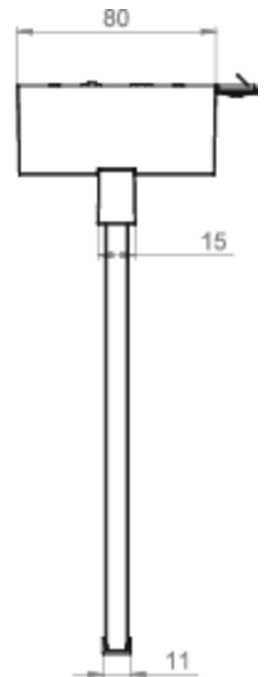
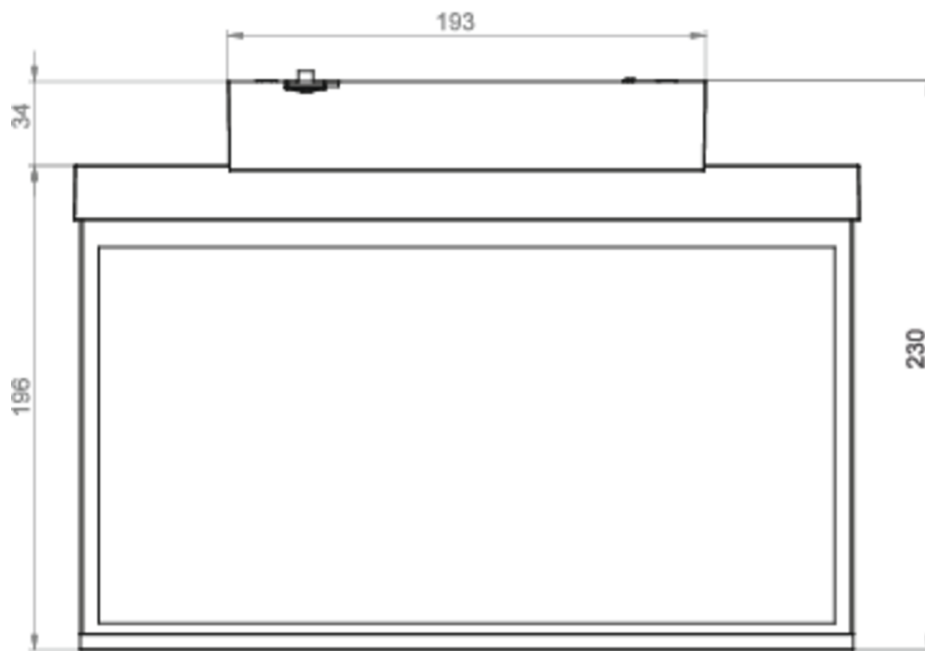
| | |
|------------------------|-------------------------------------|
| Luminaire type | Exit sign |
| Mounting | Recessed mounting |
| Recognition distance | 30 m |
| Pictograph | Set |
| Illuminant | LED |
| Housing material | Zinc die-cast |
| Housing color | Anthracite |
| Protection type (IP) | IP40 |
| Impact resistance (IK) | ≥ 3 |
| Certification | WEEE, CE, RoHS |
| Insulation class | 2 |
| Supply | Centralised power supply systems |
| Monitoring | CoreCompact 24 (CC) |
| Bridging time | CPS |
| Battery | / |
| Operating mode | Standby circuit / permanent circuit |
| Input voltageAC | 24 V |



| | |
|---|---------------------|
| Power max. | 3,4 W |
| Power maintained | 3,4 W |
| Power non-maintained | 0,4 W |
| Ambient temperature maintained mode | -5 °C to 40 °C |
| Ambient temperature non-maintained mode | -5 °C to 40 °C |
| Depth | 80 mm |
| Width | 312 mm |
| Height | 228 mm |
| Weight | 1.68 |
| Weight incl. packaging | 2.17 |
| Connection cross-section | 2.5 mm ² |
| Switching input | No |
| Emergency light blocking | No |
| Battery connection | No |
| Luminous flux mains | 230 lm |
| Luminous flux emergency | 230 lm |
| Customs tariff number | 94056180 |
| EAN | 4260682156709 |



TECHNICAL DRAWING










ACCESSORY LIST

AM-X-APA - Surface-mounted adapter AM/AX



RELATED PRODUCTS

| Art.-No. | Image | Monitoring | Supply | Color | Investment | Automatic log | Maintenance level | Remote maintenance | max. luminaires | Single luminaire monitoring |
|-------------|---|---------------------------|----------------------|-----------|------------|---------------|-------------------|--------------------|------------------|-----------------------------|
| AXD009ML |  | Central power supply (ML) | Central power supply | RAL 9003 | €€€ | Yes | low | Yes | 1,920 per system | central |
| AXD009ML-AZ |  | Central power supply (ML) | Central power supply | RAL 7016 | €€€ | Yes | low | Yes | 1,920 per system | central |
| AXD009ML-E |  | Central power supply (ML) | Central power supply | Edelstahl | €€€ | Yes | low | Yes | 1,920 per system | central |
| AXD509CC |  | CoreCompact 24 (CC) | Central power supply | RAL 9003 | €€ | Yes | low | Yes | | central |
| AXD509CC-E |  | CoreCompact 24 (CC) | Central power supply | Edelstahl | €€ | Yes | low | Yes | | central |

As of: 26.02.2025 - Subject to technical changes and errors.