



Art.-Nr: ILEL421WL
Emergency light Self-contained
Ceiling mounting, Wireless Professional (WL), 1 h, , IP20,
Polycarbonate, White

The LED safety luminaire IL with its unobtrusive design is a real all-rounder. No matter whether it is used as a single-battery luminaire or for connecting to central battery systems: it is equipped for virtually all requirements and always provides the right solution. The innovative integrated lens holder with a rapid fitting fixture permits the flexible use of various lens types depending on the specific application. A round lens and hall lens are supplied with every luminaire, allowing it to be adapted perfectly to the respective mounting situation.

The IL recess-mounted luminaire basically comprises just 2 parts; the ceiling section contains the mains supply terminals. The actual luminaire is free of mains voltage upon disassembly.

Wireless central control and monitoring for large installations of up to 50,000 luminaires with Wireless Professional. The innovative integrated lens holder with a rapid fitting fixture permits the flexible use of various lens types. Using the right lens allows the distribution of light to be matched perfectly to the application and simplifies illumination which satisfies all relevant standards. A round lens and hall lens are supplied with every luminaire, allowing it to be adapted perfectly to the respective mounting situation. Other lenses, such as a spotlight lens, beam lens or H lens, are available as options.



More information
www.rp-group.com/en/item/ILEL421WL



TECHNICAL DATA

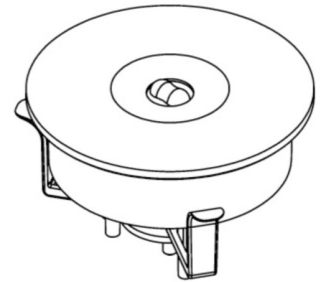
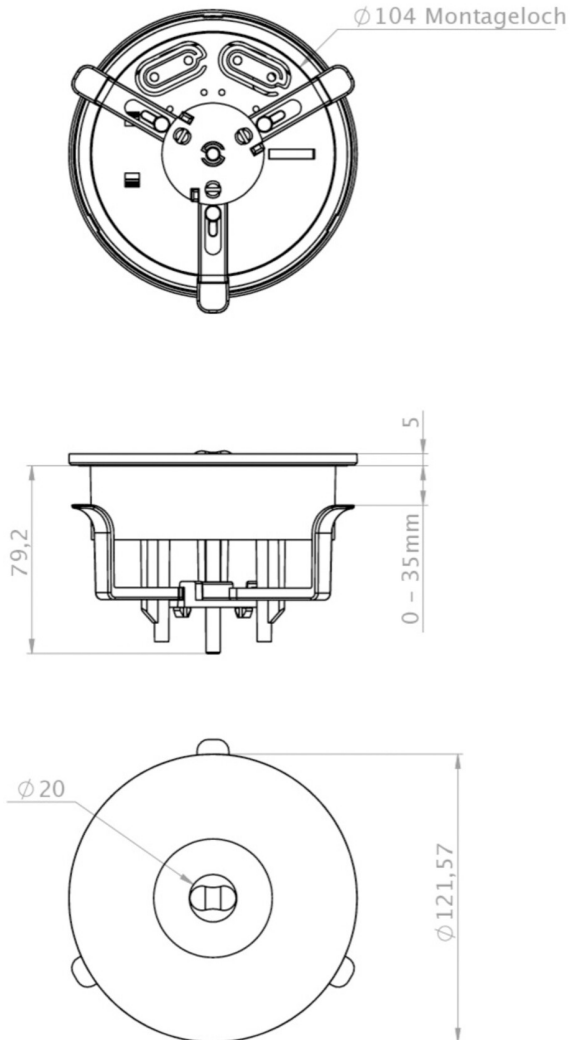
Luminaire type	Emergency light
Mounting	Ceiling mounting
Pictograph	No
Illuminant	LED
Housing material	Polycarbonate
Housing color	White
Protection type (IP)	IP20
Impact resistance (IK)	≥ 3
Certification	WEEE, CE, 5 years warranty
Insulation class	2
Supply	Self-contained



Monitoring	Wireless Professional (WL)
Bridging time	1 h
Battery	LiFePO4 3,2 V/3,3 Ah
Operating mode	Non-maintained / maintained
Input voltageAC	230 V
Input frequency	50 / 60 Hz
Power max.	3,4 W
Power maintained	2,3 W
Power non-maintained	0,4 W
Ambient temperature maintained mode	-5 °C to 40 °C
Ambient temperature non-maintained mode	-5 °C to 40 °C
Height	84 mm
Diameter	122 mm
Installation height	80 mm
Installation dimensions Diameter	105 mm
Weight	0.23
Weight incl. packaging	0.29
Connection cross-section	2.5 mm ²
Switching input	Yes
Emergency light blocking	No
Battery connection	Connector
Dimming function	Yes
Luminous flux mains	130 lm
Luminous flux emergency	250 lm
Customs tariff number	94056120
EAN	4260682155832



TECHNICAL DRAWING




ACCESSORY LIST

BALLPLX-ILE - Wire mesh surround
LSYS-B4 -
LSYS-F4 -
LSYS-R4 -
LSYS-S4 -



RELATED PRODUCTS

Art.-No.	Image	Monitoring	Supply	Color	Investment	Automatic log	Maintenance level	Remote maintenance	max. luminaires	Single luminaire monitoring
IHEL421SC		SelfControl (SC)	Single battery	RAL 9003	€	no	high	no	unlimited	itself

As of: 15.04.2025 - Subject to technical changes and errors.