




Art.-Nr: KBU013SC-COOLIP54
Exit sign, Emergency light Self-contained
Surface mounting, SelfControl (SC), 3 h, 14 m, 22 m, 30 m,
IP65, Polycarbonate, White

LED exit sign / emergency light according to DIN EN 60598-1, EN 60598-2-22, EN 7010 and DIN EN 1838.

Cuboid plastic housing design reduced on the lamps substance. Modular design and universal mounting for use as emergency luminaire with and without the application of pictograms. The modular system allows the luminaire to be converted to an exit sign luminaire at any time without dismantling or tools. Panes for mounting pictographs have to be ordered separately.

The COOL light is equipped with an external battery housing for installation in the building. The installation of the lamp can be done outdoors or in cold stores.

Automatic monitoring of safety luminaire with SelfControl. Universal mounting includes fitting on the wall and ceiling as well as the option of fitting in the ceiling in conjunction with the mounting frame available.



More information

www.rp-group.com/en/item/KBU013SC-COOLIP54



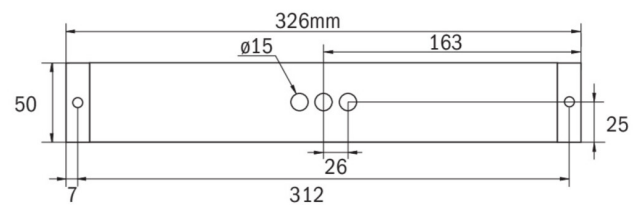
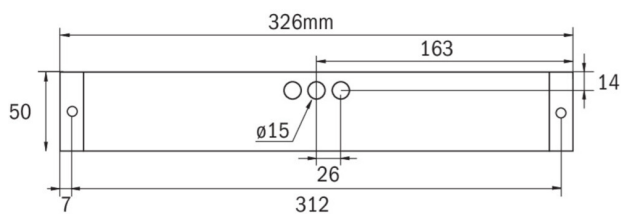
TECHNICAL DATA

Luminaire type	Exit sign, Emergency light
Mounting	Surface mounting
Recognition distance	14 m, 22 m, 30 m
Pictograph	acc. to Specification
Illuminant	LED
Housing material	Polycarbonate
Housing color	White
Protection type (IP)	IP65
Impact resistance (IK)	5
Certification	WEEE, CE
Insulation class	2
Supply	Self-contained
Monitoring	SelfControl (SC)
Bridging time	3 h
Battery	NIMH 4,8 V/2,0 Ah



Operating mode	Non-maintained / maintained
Input voltage AC	230 V
Input frequency	50 / 60 Hz
Power max.	6,1 W
Power maintained	4,5 W
Power non-maintained	0,35 W
Ambient temperature maintained mode	-25 °C to 40 °C
Ambient temperature non-maintained mode	-25 °C to 40 °C
Depth	326 mm
Width	50 mm
Height	50 mm
Weight	0.5
Weight incl. packaging	0.55
Connection cross-section	2.5 mm ²
Switching input	Yes
Emergency light blocking	Yes
Battery connection	Connector
Dimming function	Yes
Luminous flux mains	220 lm
Luminous flux emergency	150 lm
Customs tariff number	94056120
GTIN	4260581710743

TECHNICAL DRAWING
















ACCESSORY LIST

KBK -
KBM -
KBG -
AWX001 -
KBE - Mounting frame
BALLPLX-KBE - Wire mesh surround
BALLPLX-KBS - Wire mesh surround
BALLPLX-KBU - Wire mesh surround
2PW-EB - Pendant
2DW-EB -
KBBE - Flush-mounted box
DSA - Wire suspension



RELATED PRODUCTS

Art.-No.	Image	Monitoring	Supply	Color	Investment	Automatic log	Maintenance level	Remote maintenance	max. luminaires	Single luminaire monitoring
KBU013		Without monitoring		RAL 9003						
KBU013-COOL		Without monitoring		RAL 9003						
KBU013-COOLIP54		Without monitoring		RAL 9003						
KBU013-IP65		Without monitoring		RAL 9003						
KBU013-IP65-COOL		Without monitoring		RAL 9003						
KBU013-IP65-COOLIP54		Without monitoring		RAL 9003						
KBU013BC		Bus control		RAL 9003						
KBU013SC		SelfControl (SC)	Single battery	RAL 9003	€	no	high	no	unlimited	itself
KBU013SC-COOL		SelfControl (SC)	Single battery	RAL 9003	€	no	high	no	unlimited	itself
KBU013SC-IP65		SelfControl (SC)	Single battery	RAL 9003	€	no	high	no	unlimited	itself
KBU013SC-IP65-COOL		SelfControl (SC)	Single battery	RAL 9003	€	no	high	no	unlimited	itself



Art.-No.	Image	Monitoring	Supply	Color	Investment	Automatic log	Maintenance level	Remote maintenance	max. luminaires	Single luminaire monitoring
KBU013SC-IP65-COOLIP54		SelfControl (SC)	Single battery	RAL 9003	€	no	high	no	unlimited	itself
KBU013WL		Wireless Professional (WL)	Single battery	RAL 9003	€€	yes	low	yes	1,000 per system	central
KBU013WL-COOLIP54		Wireless Professional (WL)	Single battery	RAL 9003	€€	yes	low	yes	1,000 per system	central

As of: 20.09.2025 - Subject to technical changes and errors.