




Exit sign/emergency luminaire Art.-No.: KBU018SC-COOL

LED exit sign / emergency light according to DIN EN 60598-1, EN 60598-2-22, EN 7010 and DIN EN 1838.

Cuboid plastic housing design reduced on the lamps substance. Modular design and universal mounting for use as emergency luminaire with and without the application of pictograms. The modular system allows the luminaire to be converted to an exit sign luminaire at any time without dismantling or tools. Panes for mounting pictographs have to be ordered separately.

The COOL light is equipped with an external battery housing for installation in the building. The installation of the lamp can be done outdoors or in cold stores.



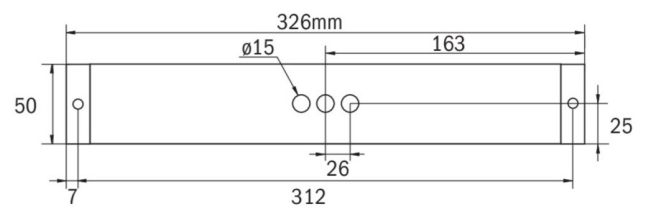
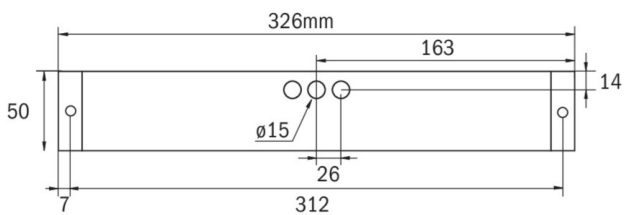
TECHNICAL DATA

Luminaire type	Exit sign / ER-light
Mounting	Universal
Viewing distance	14-30 m
Pictograph	acc. to Specification
Illuminant	LED
Housing material	Polycarbonate
Colour	RAL 9003
Mechanical rating IP	64
Impact resistance IK	5
Protection class	2
Supply	Single battery
Monitoring	Self-Control
Operation time	8 h
Battery	9,6V/2.0Ah NiMH
Operation mode	maintained/non-maintained mode
Input Voltage AC	230 V
Input Frequency Hz	50 / 60 Hz
Power consumption max.	6,7 W
Power consumption maintained	4,5 W
Power consumption non-maintained	0,35 W
Ambient temperature maintained mode	-25 °C / 40 °C



Ambient temperature non-maintained mode	-25 °C / 40 °C
Length	326 mm
Width	50 mm
Height	50 mm
Weight	0.62 kg
Weight incl. Packaging	0.67 kg
Connection cross-section	2.5 mm
Switching input L'	Yes
Emergency light blocking	Yes
Battery connector	Plug
Dimming function	Yes
Luminous flux mains mode	220 lm
Luminous flux emergency mode	160 lm
Customs tariff number	94056120
Country of origin	Germany
EAN	4260349829229

TECHNICAL DRAWING





ACCESSORIES

KBK	- KB disc VD 14m incl. pictoset
KBM	- KB disc VD 22m incl. pictoset
KBG	- KB disc VD 30m incl. pictoset
AWX001	- Wall bracket, white
KBE	- KB recessed frame - ABS white
BALLPLX-KBE	- Ball protection 465x181x31mm incl. fastening
BALLPLX-KBS	- Ball protection 410x322x77mm incl. fastening
BALLPLX-KBU	- Ball protection 420x150x77mm outside
2PW-EB	-
2DW-EB	-
KBBE	-
DSA	- cord suspension set 1,5m