




Exit sign/emergency luminaire Art.-No.: KBU019

LED exit sign / emergency light according to DIN EN 60598-1, EN 60598-2-22, EN 7010 and DIN EN 1838.

Cuboid plastic housing design reduced on the lamps substance. Modular design and universal mounting for use as emergency luminaire with and without the application of pictograms. The modular system allows the luminaire to be converted to an exit sign luminaire at any time without dismantling or tools. Panes for mounting pictographs have to be ordered separately.



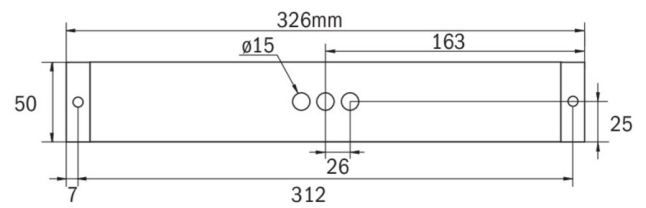
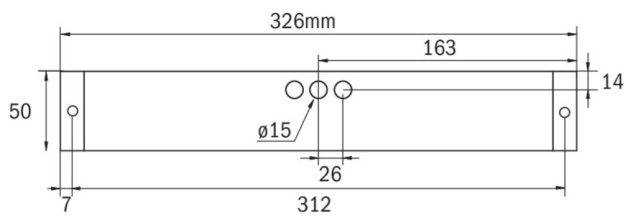
TECHNICAL DATA

Luminaire type	Exit sign / ER-light
Mounting	Universal
Viewing distance	14-30 m
Pictograph	acc. to Specification
Illuminant	LED
Housing material	Polycarbonate
Colour	RAL 9003
Mechanical rating IP	64
Impact resistance IK	5
Protection class	2
Supply	Central power supply system
Monitoring	None
Operation time	CPS
Operation mode	Maintained mode
Input Voltage AC	230 V
Input Frequency Hz	50 / 60 Hz
Input Voltage DC	100-254 V
Power consumption max.	4,5 W
Power consumption maintained	4,5 W
Power consumption non-maintained	0 W
Ambient temperature maintained mode	-30 °C / 35 °C
Ambient temperature non-maintained mode	-30 °C / 35 °C
Length	326 mm



Width	50 mm
Height	50 mm
Weight	0.35 kg
Weight incl. Packaging	0.4 kg
Connection cross-section	1.5 mm
Switching input L'	No
Emergency light blocking	No
Battery connector	None
Dimming function	No
Luminous flux mains mode	300 lm
Luminous flux emergency mode	300 lm
Customs tariff number	94056120
Coutry of origin	Germany
EAN	4260123683481

TECHNICAL DRAWING





ACCESSORIES

KBK	- KB disc VD 14m incl. pictoset
KBM	- KB disc VD 22m incl. pictoset
KBG	- KB disc VD 30m incl. pictoset
AWX001	- Wall bracket, white
KBE	- KB recessed frame - ABS white
BALLPLX-KBE	- Ball protection 465x181x31mm incl. fastening
BALLPLX-KBS	- Ball protection 410x322x77mm incl. fastening
BALLPLX-KBU	- Ball protection 420x150x77mm outside
2PW-EB	-
2DW-EB	-
KBBE	-
DSA	- cord suspension set 1,5m