




## Exit sign/emergency luminaire Art.-No.: KBU411SC

LED exit sign / emergency light according to DIN EN 60598-1, EN 60598-2-22, EN 7010 and DIN EN 1838.

Cuboid plastic housing design reduced on the lamps substance. Modular design and universal mounting for use as emergency luminaire with and without the application of pictograms. The modular system allows the luminaire to be converted to an exit sign luminaire at any time without dismantling or tools. Panes for mounting pictographs have to be ordered separately.

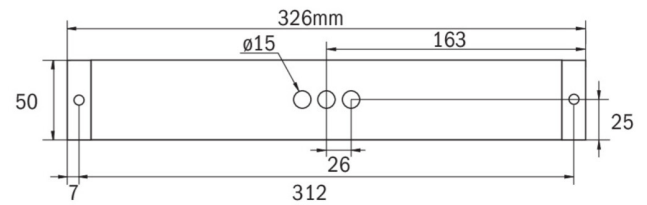
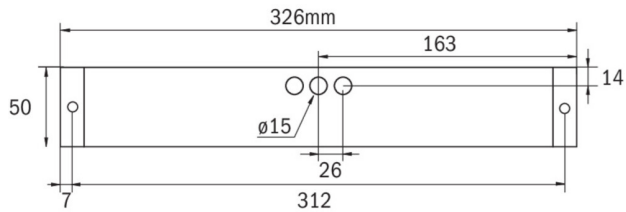


### TECHNICAL DATA

Luminaire type	Exit sign / ER-light
Mounting	Universal
Viewing distance	14-30 m
Pictograph	acc. to Specification
Housing material	Polycarbonate
Colour	RAL 9003
Mechanical rating IP	64
Impact resistance IK	5
Protection class	2
Monitoring	Self-Control
Ambient temperature maintained mode	-5 °C / 35 °C
Ambient temperature non-maintained mode	-5 °C / 40 °C
Length	326 mm
Width	50 mm
Height	50 mm
Weight	0.3 kg
Weight incl. Packaging	0.35 kg
Customs tariff number	94056120
Country of origin	Germany
EAN	4260766553370



## TECHNICAL DRAWING



## ACCESSORIES

- KBK - KB disc VD 14m incl. pictoset
- KBM - KB disc VD 22m incl. pictoset
- KBG - KB disc VD 30m incl. pictoset
- AWX001 - Wall bracket, white
- KBE - KB recessed frame - ABS white
- BALLPLX-KBE - Ball protection 465x181x31mm incl. fastening
- BALLPLX-KBS - Ball protection 410x322x77mm incl. fastening
- BALLPLX-KBU - Ball protection 420x150x77mm outside
- 2PW-EB -
- 2DW-EB -
- KBBE -
- DSA - cord suspension set 1,5m