




**Art.-Nr: KBU411WL-IP65-COOLIP54**  
**Exit sign, Emergency light Self-contained**  
**Universal, Wireless Professional (WL), 1 h, 14 m, 22 m, 30 m,**  
**IP65, Polycarbonate, White**

Flexible plastic safety luminaire for universal mounting, which can be extended to become an emergency exit sign luminaire. The cuboid plastic housing is discreetly reduced to the essentials.

Because of the modular system, the luminaire can be converted into an emergency exit sign luminaire without any tools and without having to be disassembled. The panes for fitting the pictograms are available separately.

Wireless central control and monitoring for large installations of up to 50,000 luminaires with Wireless Professional. Universal mounting includes fitting on the wall and ceiling as well as the option of fitting in the ceiling in conjunction with the mounting frame available.



More information

[www.rp-group.com/en/item/KBU411WL-IP65-COOLIP54](http://www.rp-group.com/en/item/KBU411WL-IP65-COOLIP54)



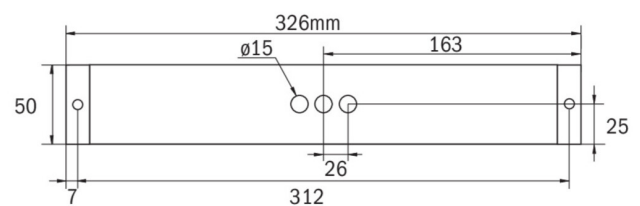
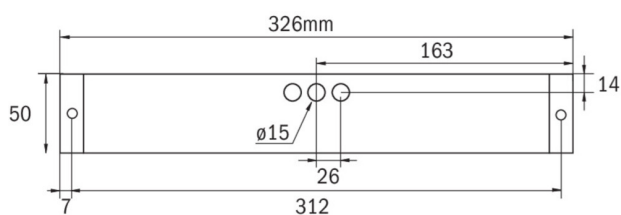
## TECHNICAL DATA

Luminaire type	Exit sign, Emergency light
Mounting	Universal
Recognition distance	14 m, 22 m, 30 m
Pictograph	acc. to Specification
Illuminant	LED
Housing material	Polycarbonate
Housing color	White
Protection type (IP)	IP65
Impact resistance (IK)	5
Certification	WEEE, CE
Insulation class	2
Supply	Self-contained
Monitoring	Wireless Professional (WL)
Bridging time	1 h
Battery	LiFePO4 3,2 V/1,6 Ah
Operating mode	Non-maintained / maintained
Input voltage AC	230 V



Input frequency	50 Hz
Power max.	5,3 W
Power maintained	4,3 W
Power non-maintained	0,7 W
Ambient temperature maintained mode	-5 °C to 35 °C
Ambient temperature non-maintained mode	-5 °C to 40 °C
Depth	326 mm
Width	50 mm
Height	50 mm
Weight	0.42
Weight incl. packaging	0.47
Connection cross-section	2.5 mm <sup>2</sup>
Switching input	Yes
Emergency light blocking	Yes
Battery connection	Connector
Dimming function	Yes
Luminous flux mains	305 lm
Luminous flux emergency	335 lm
Customs tariff number	94056120
GTIN	4262483026205

## TECHNICAL DRAWING





## ACCESSORY LIST

KBK -  
KBM -  
KBG -  
AWX001 -  
KBE - Mounting frame  
BALLPLX-KBE - Wire mesh surround  
BALLPLX-KBS - Wire mesh surround  
BALLPLX-KBU - Wire mesh surround  
2PW-EB - Pendant  
2DW-EB -  
KBBE - Flush-mounted box  
DSA - Wire suspension

As of: 03.09.2025 - Subject to technical changes and errors.