




Exit sign/emergency luminaire Art.-No.: KBU418WL

LED exit sign / emergency light according to DIN EN 60598-1, EN 60598-2-22, EN 7010 and DIN EN 1838.

Cuboid plastic housing design reduced on the lamps substance. Modular design and universal mounting for use as emergency luminaire with and without the application of pictograms. The modular system allows the luminaire to be converted to an exit sign luminaire at any time without dismantling or tools. Panes for mounting pictographs have to be ordered separately.



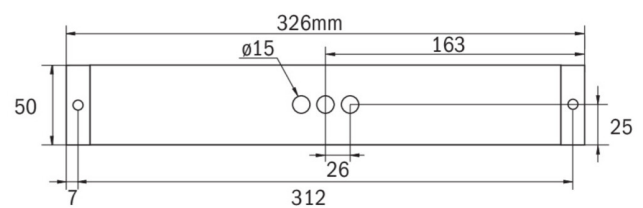
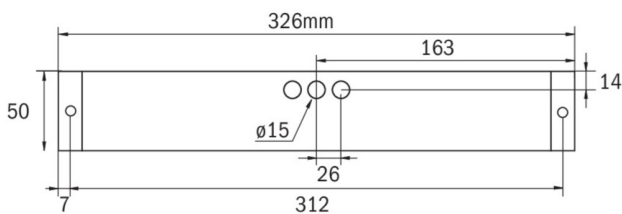
TECHNICAL DATA

Luminaire type	Exit sign / ER-light
Mounting	Universal
Viewing distance	14-30 m
Pictograph	acc. to Specification
Illuminant	LED
Housing material	Polycarbonate
Colour	RAL 9003
Mechanical rating IP	64
Impact resistance IK	5
Protection class	2
Supply	Single battery
Monitoring	WL - Wireless Professional
Operation time	8 h
Battery	6.4V/3.3Ah LiFeP04
Operation mode	maintained/non-maintained mode
Input Voltage AC	230 V
Input Frequency Hz	50 Hz
Power consumption max.	5,3 W
Power consumption maintained	4,3 W
Power consumption non-maintained	0,7 W
Ambient temperature maintained mode	-5 °C / 35 °C
Ambient temperature non-maintained mode	-5 °C / 35 °C
Length	326 mm



Width	50 mm
Height	50 mm
Weight	0.47 kg
Weight incl. Packaging	0.52 kg
Connection cross-section	2.5 mm
Switching input L'	Yes
Emergency light blocking	No
Battery connector	Plug
Dimming function	Yes
Customs tariff number	94056120
Country of origin	Germany
EAN	4260766557002

TECHNICAL DRAWING



ACCESSORIES

- KBK - KB disc VD 14m incl. pictoset
- KBM - KB disc VD 22m incl. pictoset
- KBG - KB disc VD 30m incl. pictoset
- AWX001 - Wall bracket, white
- KBE - KB recessed frame - ABS white
- BALLPLX-KBE - Ball protection 465x181x31mm incl. fastening
- BALLPLX-KBS - Ball protection 410x322x77mm incl. fastening
- BALLPLX-KBU - Ball protection 420x150x77mm outside
- 2PW-EB -
- 2DW-EB -
- KBBE -
- DSA - cord suspension set 1,5m