




Art.-Nr: KBU423WL
Exit sign, Safety luminaire
Universal, Wireless Professional (WL), , 14 m, 22 m, 30 m,
IP65, Plastic, white

LED emergency exit sign / safety luminaire in accordance with DIN EN 60598-1, DIN EN 60598-2-22, DIN EN 7010 and DIN EN 1838.

Cuboid plastic housing, luminaire discreetly reduced to the essentials. Modular design and universal mounting for use as safety luminaire with and without the use of pictograms. Because of the modular system, the luminaire can be converted into an emergency exit sign luminaire at any time without any tools and without having to be disassembled. The panes for fitting the pictograms are ordered separately.

The luminaire is fitted with four pre-mounted hall lenses as standard. Thanks to the innovative integrated lens holder with a rapid fitting fixture, flexible use of various lens types is possible depending on the specific application.

Wireless central control and monitoring for large installations of up to 50,000 luminaires with Wireless Professional. The luminaire is fitted with the innovative flexible plug-in system for rapid use of the right lens. The hall lens is supplied with every luminaire. A round lens, spotlight lens and beam lens are available as options. Universal mounting includes fitting on the wall and ceiling as well as the option of fitting in the ceiling in conjunction with the mounting frame available.



More information

www.rp-group.com/en/item/KBU423WL



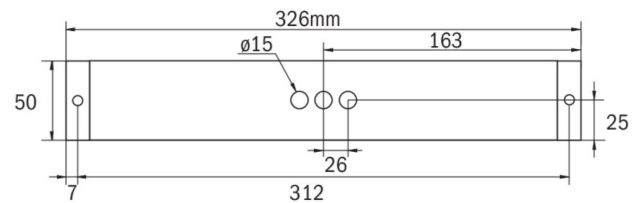
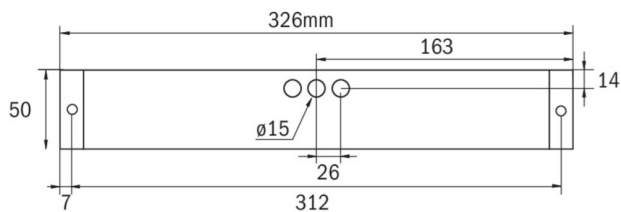
TECHNICAL DATA

Luminaire type	Exit sign, Safety luminaire
Mounting	Universal
Recognition distance	14 m, 22 m, 30 m
Pictograph	acc. to Specification
Housing material	Plastic
Housing color	white
Protection type (IP)	IP65
Impact resistance (IK)	5
Certification	WEEE, CE, 5 years warranty
Insulation class	2
Monitoring	Wireless Professional (WL)



Battery	/
Ambient temperature maintained mode	-5 °C to 35 °C
Ambient temperature non-maintained mode	-5 °C to 35 °C
Depth	326 mm
Width	50 mm
Height	50 mm
Weight	0.3
Weight incl. packaging	0.35
Customs tariff number	94056120
EAN	4260766551987

TECHNICAL DRAWING





ACCESSORY LIST

KBK -
KBM -
KBG -
AWX001 -
KBE - Mounting frame
BALLPLX-KBE - Wire mesh surround
BALLPLX-KBS - Wire mesh surround
BALLPLX-KBU - Wire mesh surround
2PW-EB - Pendant
2DW-EB -
KBBE - Flush-mounted box
DSA - Wire suspension
LSYS-B4 -
LSYS-F4 -
LSYS-H4 -
LSYS-R4 -
LSYS-S4 -

RELATED PRODUCTS

Art.-No.	Image	Monitoring	Supply	Color	Investment	Automatic log	Maintenance level	Remote maintenance	max. luminaires	Single luminaire monitoring
----------	-------	------------	--------	-------	------------	---------------	-------------------	--------------------	-----------------	-----------------------------

As of: 04.02.2025 - Subject to technical changes and errors.