



Exit sign

Art.-No.: KCD001WL-IP64

Slightly curved high-grade exit sign and emergency luminaire in polycarbonate for wall mounting. Signage with pluggable, solvent-free, internally mounted pictogram. Pictogram set included. This luminaire can be used without pictogram as an emergency lighting luminaire with a clear cover. Escape route/Exit sign/ emergency luminaire according to EN 60598-1, EN 60598-2-22 and EN 1838 norms.

Pre-assembled with chain eyelets for suspension.



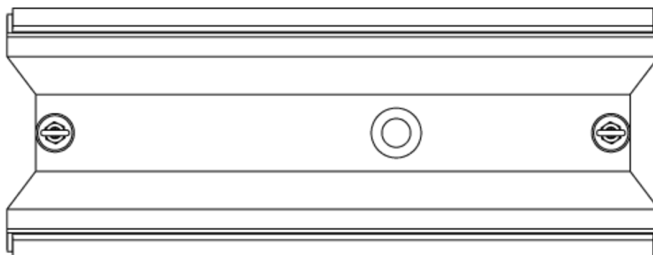
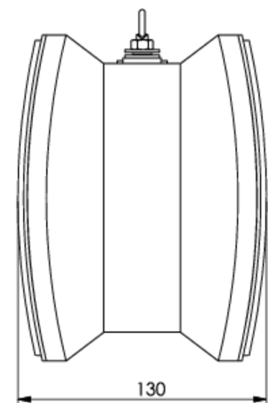

TECHNICAL DATA

Luminaire type	Exit sign
Mounting	Ceiling mounted
Viewing distance	30 m
Pictograph	Set
Illuminant	LED
Housing material	Polycarbonate
Colour	RAL 9003
Mechanical rating IP	64
Impact resistance IK	≥ 3
Protection class	1
Supply	Single battery
Monitoring	WL - Wireless Professional
Operation time	1 h
Battery	4,8V/2,0Ah NiMH
Operation mode	maintained/non-maintained mode
Input Voltage AC	230 V
Input Frequency Hz	50 / 60 Hz
Input Voltage DC	- V
Power consumption max.	5,3 W
Power consumption maintained	4,9 W
Power consumption non-maintained	3,5 W
Ambient temperature maintained mode	-5 °C / 40 °C
Ambient temperature non-maintained mode	-5 °C / 40 °C
Length	90 mm



Width	340 mm
Height	170 mm
Weight	1.12 kg
Weight incl. Packaging	1.25 kg
Connection cross-section	1.5 mm
Switching input L'	Yes
Emergency light blocking	Yes
Battery connector	Clamp
Dimming function	No
Customs tariff number	94056120
Coutry of origin	Germany
EAN	4260682147752

TECHNICAL DRAWING





ACCESSORIES

KCAWW - KC plastic wall bracket white

DSA - cord suspension set 1,5m