



## Exit sign Art.-No.: KCD013SC-IP64

Slightly curved high-grade exit sign and emergency luminaire in polycarbonate for wall mounting. Signage with pluggable, solvent-free, internally mounted pictogram. Pictogram set included. This luminaire can be used without pictogram as an emergency lighting luminaire with a clear cover. Escape route/Exit sign/ emergency luminaire according to EN 60598-1, EN 60598-2-22 and EN 1838 norms.

Pre-assembled with chain eyelets for suspension.



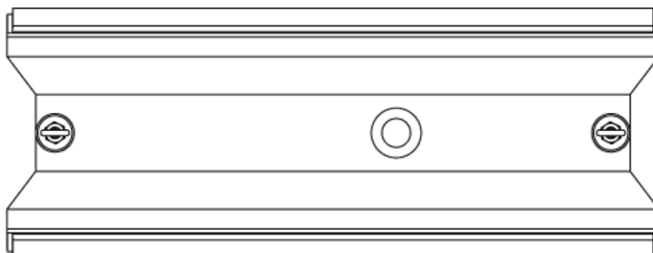
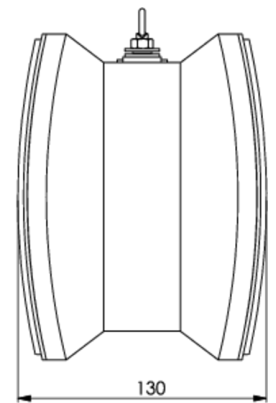
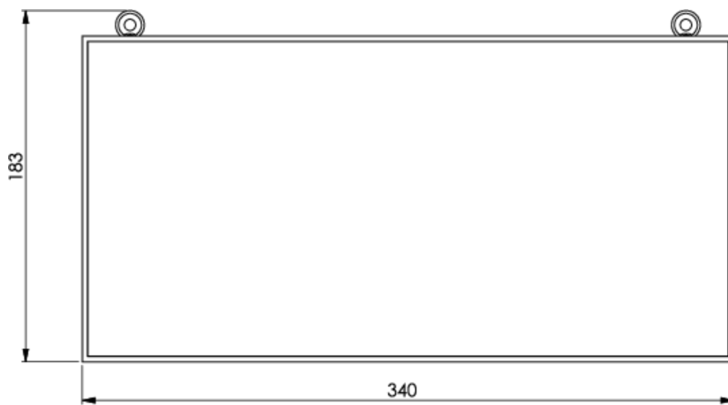
### TECHNICAL DATA

Luminaire type	Exit sign
Mounting	Ceiling mounted
Viewing distance	30 m
Pictograph	Set
Illuminant	LED
Housing material	Polycarbonate
Colour	RAL 9003
Mechanical rating IP	64
Impact resistance IK	≥ 3
Protection class	1
Supply	Single battery
Monitoring	Self-Control
Operation time	3 h
Battery	4,8V/2,0Ah NiMH
Operation mode	maintained/non-maintained mode
Input Voltage AC	230 V
Input Frequency Hz	50 / 60 Hz
Power consumption max.	6,1 W
Power consumption maintained	4,5 W
Power consumption non-maintained	0,35 W
Ambient temperature maintained mode	-5 °C / 40 °C
Ambient temperature non-maintained mode	-5 °C / 40 °C
Length	90 mm
Width	340 mm



Height	170 mm
Weight	1.06 kg
Weight incl. Packaging	1.19 kg
Connection cross-section	2.5 mm
Switching input L'	Yes
Emergency light blocking	Yes
Battery connector	Plug
Dimming function	Yes
Luminous flux mains mode	220 lm
Luminous flux emergency mode	150 lm
Customs tariff number	94056120
Country of origin	Germany
EAN	4260682147820

## TECHNICAL DRAWING





## ACCESSORIES

KCAWW - KC plastic wall bracket white

DSA - cord suspension set 1,5m