



Art.-Nr: KCD013SC
Exit sign Self-contained
Surface mounting, SelfControl (SC), 3 h, 30 m, IP40,
Polycarbonate, White

Slim convex plastic emergency exit sign luminaire for ceiling mounting. Suited to inscription on one or two sides. The plug-in set of pictograms is fitted on the inside without the use of solvents.

Automatic monitoring of safety luminaire with SelfControl. Planning certainty is provided by tool-free, variable use of the pictograms on site. A set of pictograms corresponding to DIN ISO 7010 (arrow to the right, left, up and down) is supplied as standard.



More information
www.rp-group.com/en/item/KCD013SC



TECHNICAL DATA

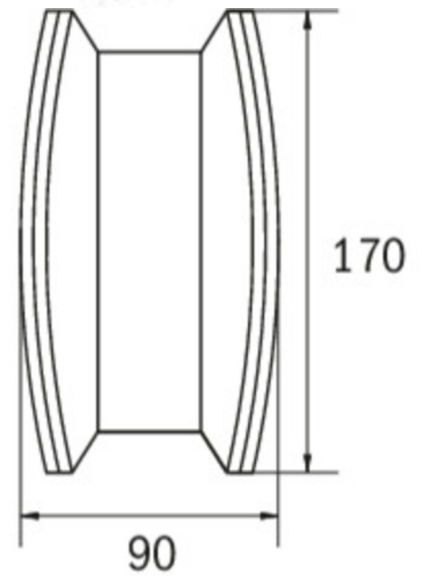
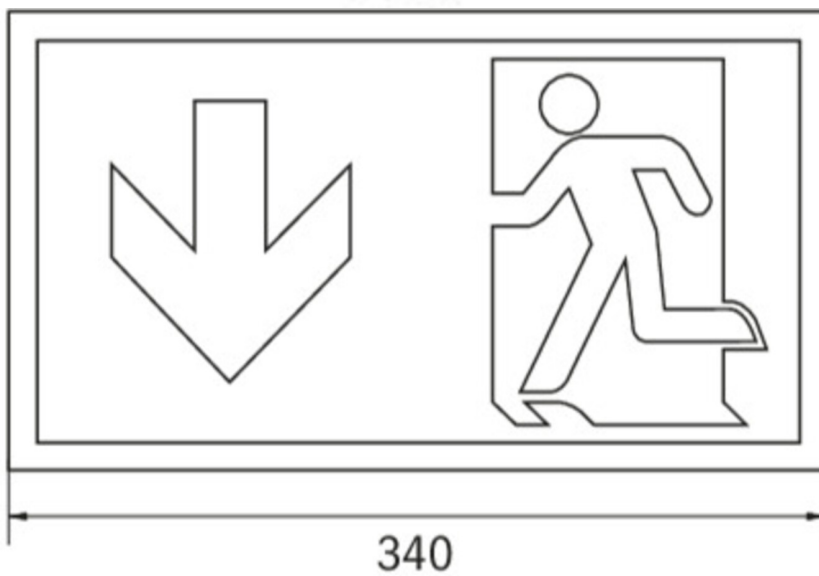
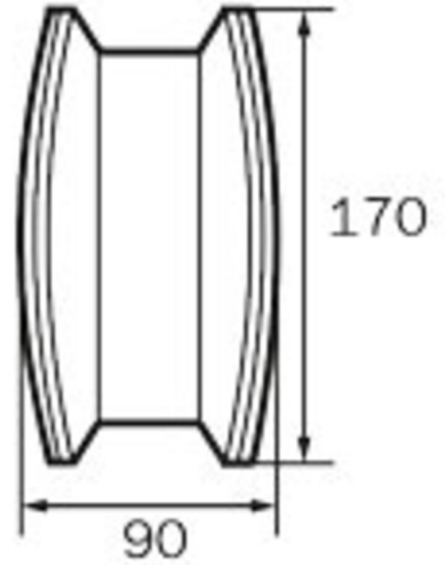
Luminaire type	Exit sign
Mounting	Surface mounting
Recognition distance	30 m
Pictograph	Set
Illuminant	LED
Housing material	Polycarbonate
Housing color	White
Protection type (IP)	IP40
Impact resistance (IK)	≥ 3
Certification	WEEE, CE, D-Sign
Insulation class	1
Supply	Self-contained
Monitoring	SelfControl (SC)
Bridging time	3 h
Battery	NIMH 4,8 V/2,0 Ah
Operating mode	Non-maintained / maintained
Input voltageAC	230 V
Input frequency	50 / 60 Hz
Power max.	6,1 W



Power maintained	4,5 W
Power non-maintained	0,35 W
Ambient temperature maintained mode	-5 °C to 40 °C
Ambient temperature non-maintained mode	-5 °C to 40 °C
Depth	90 mm
Width	340 mm
Height	170 mm
Weight	1.06
Weight incl. packaging	1.17
Connection cross-section	2.5 mm ²
Switching input	Yes
Emergency light blocking	Yes
Battery connection	Connector
Dimming function	Yes
Luminous flux mains	220 lm
Luminous flux emergency	150 lm
Customs tariff number	94056120
EAN	4260123682170



TECHNICAL DRAWING





ACCESSORY LIST






KCAWW - Wall bracket

DSA - Wire suspension

2PW-EB - Pendant

WKL - Eye bolts

RELATED PRODUCTS

Art.-No.	Image	Monitoring	Supply	Color	Investment	Automatic log	Maintenance level	Remote maintenance	max. luminaires	Single luminaire monitoring
KCD013		Without monitoring		RAL 9003						
KCD013BC		Bus control		RAL 9003						
KCD013WL		Wireless Professional (WL)	Single battery	RAL 9003	€€	yes	low	yes	1,000 per system	central
KCD013WL-P		Wireless Professional (WL)	Single battery	RAL 9003	€€	yes	low	yes	1,000 per system	central
KCD013WLSE		Wireless Professional (WL)	Single battery	RAL 9003	€€	yes	low	yes	1,000 per system	central

As of: 01.04.2025 - Subject to technical changes and errors.