



**Art.-Nr: KCD124**

**Exit sign Centralised power supply systems**

**Surface mounting, Without monitoring, CPS, 30 m, IP40, Polycarbonate, White**

Slim convex plastic emergency exit sign luminaire for ceiling mounting. Suited to inscription on one or two sides. The plug-in set of pictograms is fitted on the inside without the use of solvents.

Planning certainty is provided by tool-free, variable use of the pictograms on site. A set of pictograms corresponding to DIN ISO 7010 (arrow to the right, left, up and down) is supplied as standard.



More information  
[www.rp-group.com/en/item/KCD124](http://www.rp-group.com/en/item/KCD124)



## TECHNICAL DATA

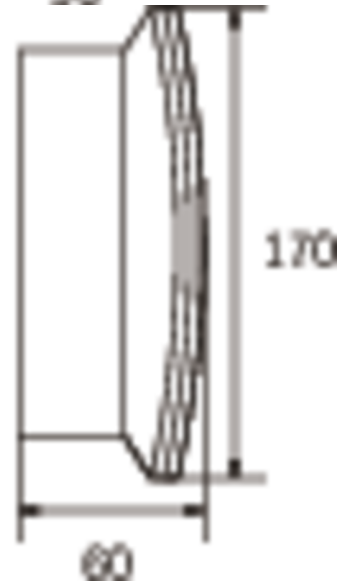
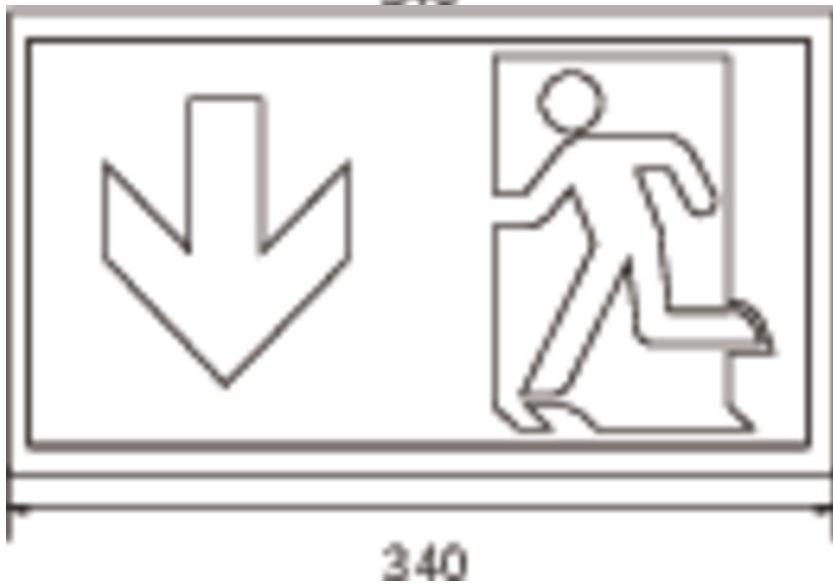
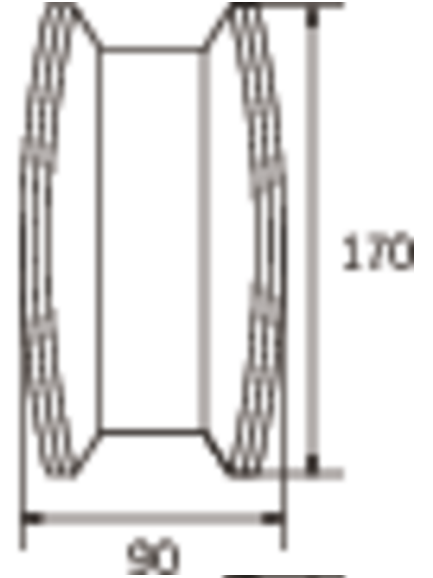
Luminaire type	Exit sign
Mounting	Surface mounting
Recognition distance	30 m
Pictograph	Set
Illuminant	LED
Housing material	Polycarbonate
Housing color	White
Protection type (IP)	IP40
Impact resistance (IK)	≥ 3
Certification	WEEE, CE, D-Sign
Insulation class	2
Supply	Centralised power supply systems
Monitoring	Without monitoring
Bridging time	CPS
Battery	/
Operating mode	Non-maintained / maintained
Input voltage AC	24 V
Input frequency	50 / 60 Hz
Input voltage DC	9-30 V
Power max.	4,2 W

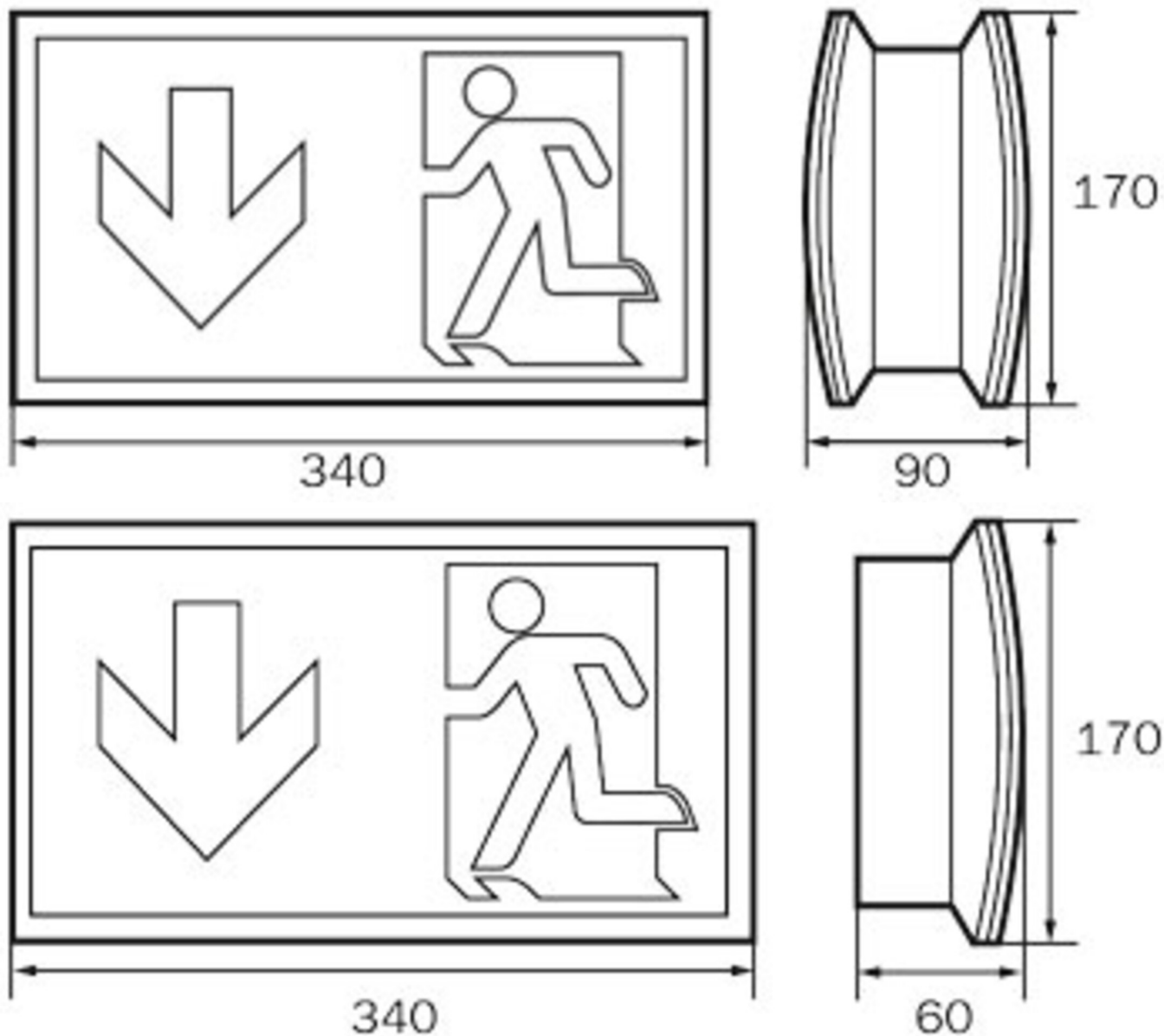


Power maintained	4,2 W
Power non-maintained	- W
Ambient temperature maintained mode	-5 °C to 40 °C
Ambient temperature non-maintained mode	-5 °C to 40 °C
Depth	60 mm
Width	340 mm
Height	170 mm
Weight	0.66
Weight incl. packaging	0.75
Connection cross-section	1.5 mm <sup>2</sup>
Switching input	No
Emergency light blocking	No
Battery connection	No
Dimming function	No
Luminous flux mains	340 lm
Luminous flux emergency	340 lm
Customs tariff number	94056120
GTIN	4260123685256



## TECHNICAL DRAWING





#### ACCESSORY LIST

KCAWW - Wall bracket  
KC-IP65 -  
KCER - Mounting frame  
DSA - Wire suspension  
2PW-EB.1.5M -  
2PW-EB.2M - Pendant  
2PW-EB.1M - Pendant  
2PW-EB - Pendant

As of: 29.07.2025 - Subject to technical changes and errors.