



**Art.-Nr: KCD411SC**  
**Exit sign Self-contained**  
**Surface mounting, SelfControl (SC), 1 h, 30 m, IP40,**  
**Polycarbonate, White**

Slim convex plastic emergency exit sign luminaire for ceiling mounting. Suited to inscription on one or two sides. The plug-in set of pictograms is fitted on the inside without the use of solvents.

Automatic monitoring of safety luminaire with SelfControl. Planning certainty is provided by tool-free, variable use of the pictograms on site. A set of pictograms corresponding to DIN ISO 7010 (arrow to the right, left, up and down) is supplied as standard.



More information  
[www.rp-group.com/en/item/KCD411SC](http://www.rp-group.com/en/item/KCD411SC)



## TECHNICAL DATA

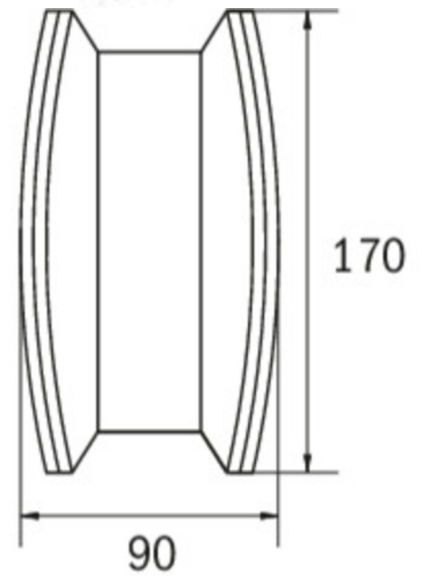
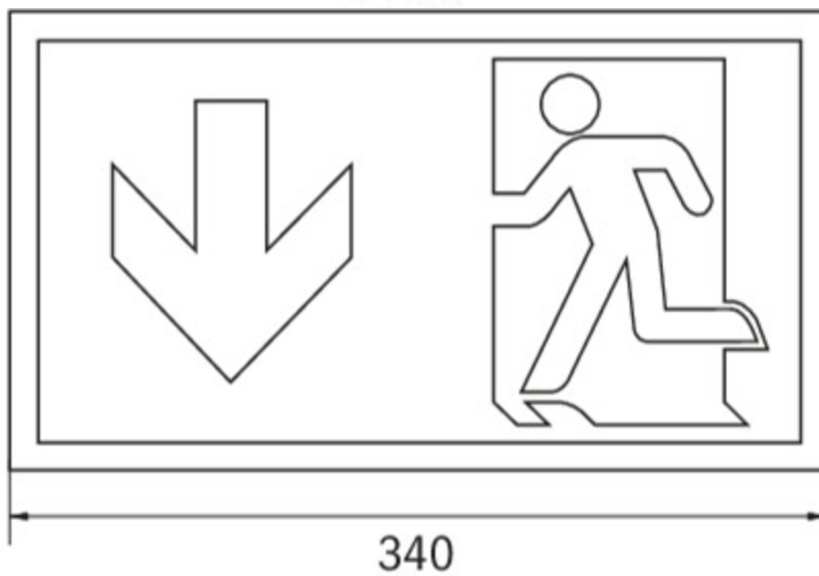
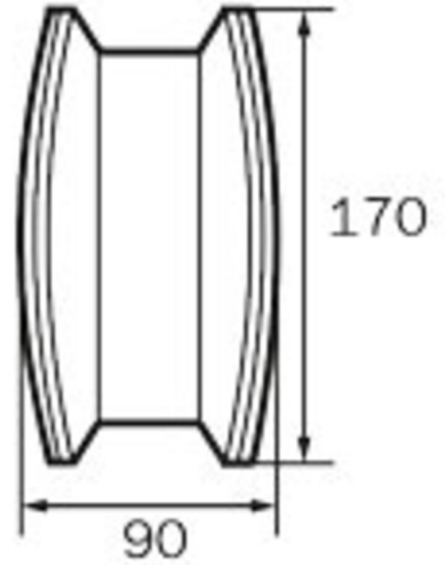
Luminaire type	Exit sign
Mounting	Surface mounting
Recognition distance	30 m
Pictograph	Set
Illuminant	LED
Housing material	Polycarbonate
Housing color	White
Protection type (IP)	IP40
Impact resistance (IK)	≥ 3
Certification	WEEE, CE, 5 years warranty
Insulation class	1
Supply	Self-contained
Monitoring	SelfControl (SC)
Bridging time	1 h
Battery	LiFePO4 6,4 V/1,6 Ah
Operating mode	Non-maintained / maintained
Input voltageAC	180 V - 230 V
Input frequency	50 Hz
Power max.	4,2 W



Power maintained	3,3 W
Power non-maintained	0,9 W
Ambient temperature maintained mode	-5 °C to 40 °C
Ambient temperature non-maintained mode	-5 °C to 40 °C
Depth	90 mm
Width	340 mm
Height	170 mm
Weight	1.03
Weight incl. packaging	1.14
Connection cross-section	2,5 mm <sup>2</sup>
Switching input	Yes
Emergency light blocking	No
Battery connection	Connector
Dimming function	No
Luminous flux mains	190 lm
Luminous flux emergency	190 lm
Customs tariff number	94056120
EAN	4260766553387



## TECHNICAL DRAWING





## ACCESSORY LIST

KCAWW - Wall bracket

DSA - Wire suspension

2PW-EB - Pendant

WKL - Eye bolts

As of: 23.04.2025 - Subject to technical changes and errors.