



Art.-Nr: KCD413SC-IP64
Exit sign Self-contained
Surface mounting, SelfControl (SC), 3 h, 30 m, IP64,
Polycarbonate, White

Slim convex plastic emergency exit sign luminaire for ceiling mounting. Suited to inscription on one or two sides. The plug-in set of pictograms is fitted on the inside without the use of solvents.

Automatic monitoring of safety luminaire with SelfControl. Planning certainty is provided by tool-free, variable use of the pictograms on site. A set of pictograms corresponding to DIN ISO 7010 (arrow to the right, left, up and down) is supplied as standard.



More information
www.rp-group.com/en/item/KCD413SC-IP64



TECHNICAL DATA

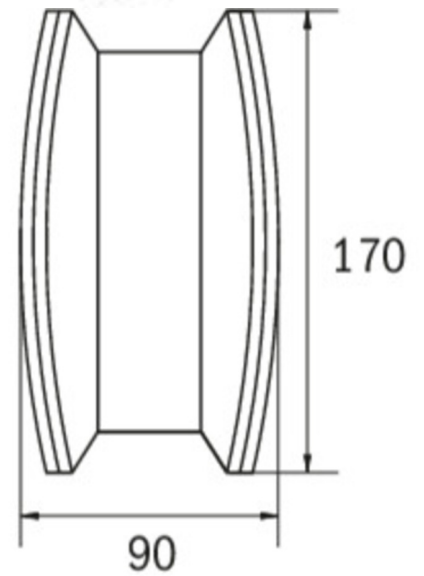
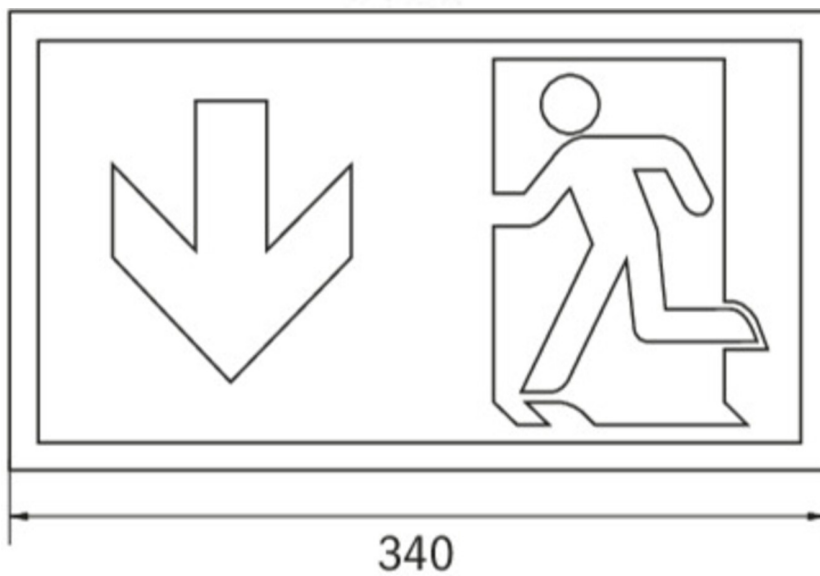
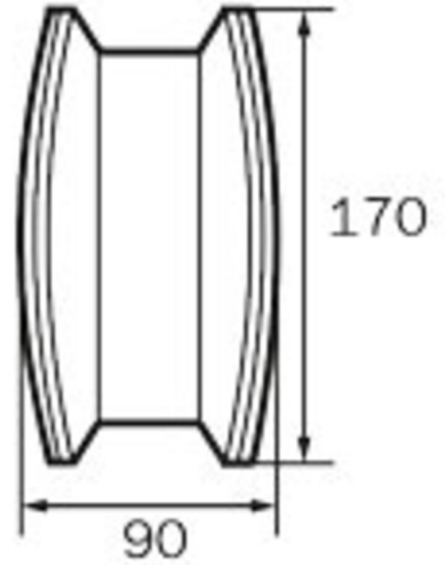
Luminaire type	Exit sign
Mounting	Surface mounting
Recognition distance	30 m
Pictograph	Set
Illuminant	LED
Housing material	Polycarbonate
Housing color	White
Protection type (IP)	IP64
Impact resistance (IK)	≥ 3
Certification	WEEE, CE, 5 years warranty
Insulation class	1
Supply	Self-contained
Monitoring	SelfControl (SC)
Bridging time	3 h
Battery	LiFePO4 6,4 V/1,6 Ah
Operating mode	Non-maintained / maintained
Input voltageAC	180 V - 230 V
Input frequency	50 Hz
Power max.	4,2 W



Power maintained	3,3 W
Power non-maintained	0,4 W
Ambient temperature maintained mode	-5 °C to 40 °C
Ambient temperature non-maintained mode	-5 °C to 40 °C
Depth	90 mm
Width	340 mm
Height	170 mm
Weight	1.03
Weight incl. packaging	1.14
Connection cross-section	2,5 mm ²
Switching input	Yes
Emergency light blocking	No
Battery connection	Connector
Dimming function	No
Luminous flux mains	190 lm
Luminous flux emergency	190 lm
Customs tariff number	94056120
EAN	4260766556272



TECHNICAL DRAWING





ACCESSORY LIST

KCAWW - Wall bracket

DSA - Wire suspension

2PW-EB - Pendant

WKL - Eye bolts

As of: 31.03.2025 - Subject to technical changes and errors.