



Exit sign/emergency luminaire Art.-No.: KCW018SC-COOL

Slightly curved high-grade exit sign and emergency luminaire in plastic for wall mounting. Signage with pluggable, solvent-free, internally mounted pictogram. Pictogram set included. This luminaire can be used without pictogram as an emergency lighting luminaire with a clear cover. Escape route/Exit sign/ emergency luminaire according to EN 60598-1, EN 60598-2-22 and EN 1838 norms.

The COOL light is equipped with an external battery housing for installation in the building. The installation of the lamp can be done outdoors or in cold stores.



TECHNICAL DATA

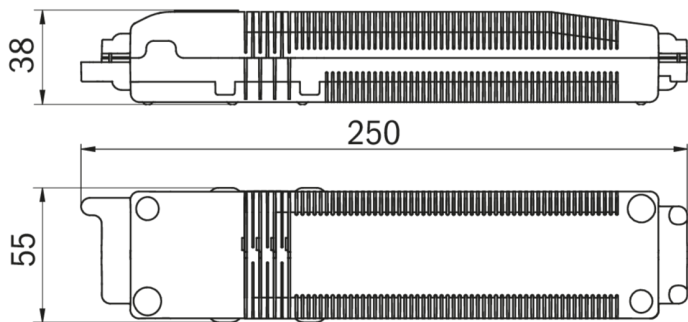
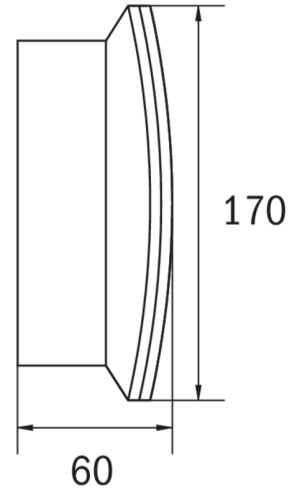
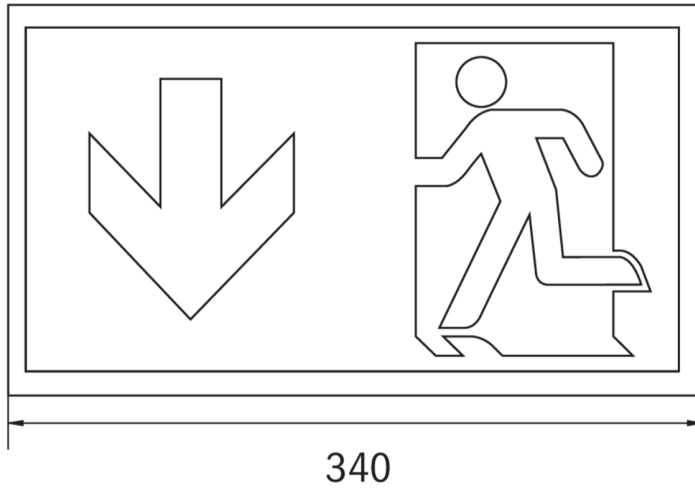
| | |
|---|--------------------------------|
| Luminaire type | Exit sign / ER-light |
| Mounting | Wall mounted |
| Viewing distance | 30 m |
| Pictograph | Set |
| Illuminant | LED |
| Housing material | Polycarbonate |
| Colour | RAL 9003 |
| Mechanical rating IP | 64/20 |
| Impact resistance IK | 6 |
| Protection class | 2 |
| Supply | Single battery |
| Monitoring | Self-Control |
| Operation time | 8 h |
| Battery | 9,6V/2.0Ah NiMH |
| Operation mode | maintained/non-maintained mode |
| Input Voltage AC | 230 V |
| Input Frequency Hz | 50 / 60 Hz |
| Power consumption max. | 6,7 W |
| Power consumption maintained | 4,5 W |
| Power consumption non-maintained | 0,35 W |
| Ambient temperature maintained mode | -25 °C / 40 °C |
| Ambient temperature non-maintained mode | -25 °C / 40 °C |



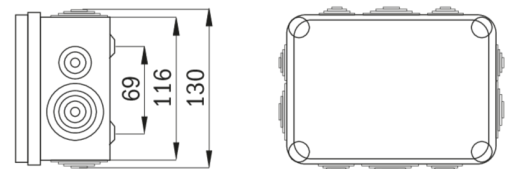
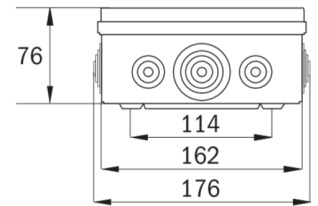
| | |
|------------------------------|---------------|
| Length | 60 mm |
| Width | 340 mm |
| Height | 170 mm |
| Weight | 0.94 kg |
| Weight incl. Packaging | 1.03 kg |
| Connection cross-section | 2.5 mm |
| Switching input L' | Yes |
| Emergency light blocking | Yes |
| Battery connector | Plug |
| Dimming function | Yes |
| Luminous flux mains mode | 220 lm |
| Luminous flux emergency mode | 160 lm |
| Customs tariff number | 94056120 |
| Coutry of origin | Germany |
| EAN | 4260349829427 |



TECHNICAL DRAWING



IP 20



IP 54

ACCESSORIES

- BALL2 - Ball protection (8W) 450x280x125mm
- DWKCW - ceiling bracket KC wall
- KC-IP65 - KC gasket IP65 EPDM
- KCER - KCW recessed frame
- KCWFH - flexible wall mounting for KCW