



**Art.-Nr: KCW029ML-COOL**  
**Emergency light Centralised power supply systems**  
**Wall mounting, Central power supply (ML), CPS, , IP64,**  
**Polycarbonate, White**

Slightly curved high-grade exit sign and emergency luminaire in plastic for wall mounting. Signage with pluggable, solvent-free, internally mounted pictogram. Pictogram set included. This luminaire can be used without pictogram as an emergency lighting luminaire with a clear cover. Escape route/Exit sign/emergency luminaire according to EN 60598-1, EN 60598-2-22 and EN 1838 norms.

The COOL light is equipped with an external battery housing for installation in the building. The installation of the lamp can be done outdoors or in cold stores.

Control and monitoring via central power supply system. The luminaire is fitted with the innovative flexible plug-in system for rapid use of the right lens. The hall lens is supplied with every luminaire. A round lens, spotlight lens and beam lens are available as options.



More information

[www.rp-group.com/en/item/KCW029ML-COOL](http://www.rp-group.com/en/item/KCW029ML-COOL)



## TECHNICAL DATA


Luminaire type	Emergency light
Mounting	Wall mounting
Pictograph	No
Illuminant	LED
Housing material	Polycarbonate
Housing color	White
Protection type (IP)	IP64
Impact resistance (IK)	6
Certification	WEEE, CE, D-Sign
Insulation class	2
Supply	Centralised power supply systems
Monitoring	Central power supply (ML)
Bridging time	CPS
Battery	/
Operating mode	single luminaire switching



Input voltageAC	230 V
Input frequency	50 / 60 Hz
Input voltage DC	216 V
Power max.	5,2 W
Power maintained	5,2 W
Power non-maintained	1,1 W
Ambient temperature maintained mode	-25 °C to 40 °C
Ambient temperature non-maintained mode	-25 °C to 40 °C
Depth	60 mm
Width	340 mm
Height	170 mm
Weight	0.72
Weight incl. packaging	0.81
Connection cross-section	2.5 mm <sup>2</sup>
Switching input	Yes
Emergency light blocking	No
Battery connection	No
Dimming function	Yes
Luminous flux mains	520 lm
Luminous flux emergency	520 lm
Customs tariff number	94056120
EAN	4260659561932



## TECHNICAL DRAWING








## ACCESSORY LIST

- BALL2 - Wire mesh guard
- DWKCW -
- KC-IP65 -
- KCER - Mounting frame
- KCWFH - Wall holder



## RELATED PRODUCTS

Art.-No.	Image	Monitoring	Supply	Color	Investment	Automatic log	Maintenance level	Remote maintenance	max. luminaires	Single luminaire monitoring
KCW029ML		Central power supply (ML)	Central power supply	RAL 9003	€€€	Yes	low	Yes	1,920 per system	central
KCW029ML-P		Central power supply (ML)	Central power supply	RAL 9003	€€€	Yes	low	Yes	1,920 per system	central
KCW529CC		CoreCompact 24 (CC)	Central power supply	RAL 9003	€€	Yes	low	Yes		central
KCW529CC-COOL		CoreCompact 24 (CC)	Central power supply	RAL 9003	€€	Yes	low	Yes		central
KCW529CC-P		CoreCompact 24 (CC)	Central power supply	RAL 9003	€€	Yes	low	Yes		central

As of: 15.04.2025 - Subject to technical changes and errors.