



Art.-Nr: LXW013
Exit sign Self-contained
Wall mounting, Without monitoring, 3 h, 34 m, IP40,
Aluminium, Anodised aluminium

Robust emergency exit sign luminaire made from slim aluminium profile, for wall mounting.

The additional downward light emission helps to illuminate emergency and escape routes.

Planning certainty is provided by tool-free, variable use of the pictograms on site. A set of pictograms corresponding to DIN ISO 7010 (arrow to the right, left, up and down) is supplied as standard.



More information
www.rp-group.com/en/item/LXW013



TECHNICAL DATA

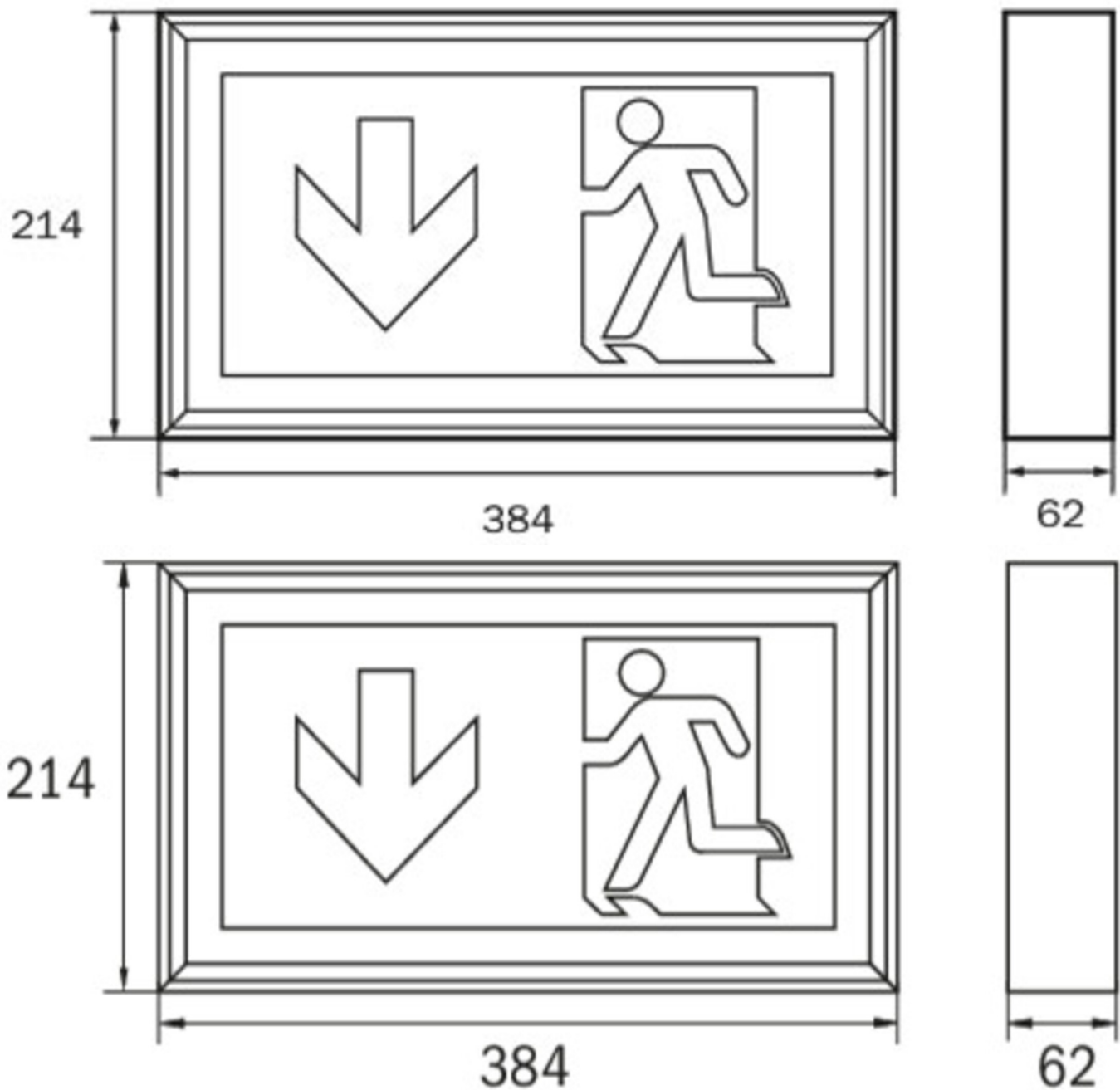
| | |
|------------------------|-----------------------------|
| Luminaire type | Exit sign |
| Mounting | Wall mounting |
| Recognition distance | 34 m |
| Pictograph | Set |
| Illuminant | LED |
| Housing material | Aluminium |
| Housing color | Anodised aluminium |
| Protection type (IP) | IP40 |
| Impact resistance (IK) | 3 |
| Certification | WEEE, CE |
| Insulation class | 1 |
| Supply | Self-contained |
| Monitoring | Without monitoring |
| Bridging time | 3 h |
| Battery | NIMH 4,8 V/2,0 Ah |
| Operating mode | Non-maintained / maintained |
| Input voltageAC | 230 V |
| Input frequency | 50 / 60 Hz |
| Power max. | 6,1 W |



| | |
|---|---------------------|
| Power maintained | 4,5 W |
| Power non-maintained | 0,35 W |
| Ambient temperature maintained mode | -5 °C to 40 °C |
| Ambient temperature non-maintained mode | -5 °C to 40 °C |
| Depth | 62 mm |
| Width | 384 mm |
| Height | 214 mm |
| Weight | 1.59 |
| Weight incl. packaging | 1.79 |
| Connection cross-section | 2.5 mm ² |
| Switching input | Yes |
| Emergency light blocking | Yes |
| Battery connection | Connector |
| Dimming function | Yes |
| Luminous flux mains | 220 lm |
| Luminous flux emergency | 150 lm |
| Customs tariff number | 94056180 |
| EAN | 4260123681791 |



TECHNICAL DRAWING






ACCESSORY LIST

BALL2 - Wire mesh guard



RELATED PRODUCTS

| Art.-No. | Image | Monitoring | Supply | Color | Investment | Automatic log | Maintenance level | Remote maintenance | max. luminaires | Single luminaire monitoring |
|----------|---|----------------------------|----------------|--------------|------------|---------------|-------------------|--------------------|------------------|-----------------------------|
| LXW013BC |  | Bus control | | Alu eloxiert | | | | | | |
| LXW013SC |  | SelfControl (SC) | Single battery | Alu eloxiert | € | no | high | no | unlimited | itself |
| LXW013WL |  | Wireless Professional (WL) | Single battery | Alu eloxiert | €€ | yes | low | yes | 1,000 per system | central |

As of: 27.05.2025 - Subject to technical changes and errors.