



**Art.-Nr: PFD019**  
**Exit sign Centralised power supply systems**  
**Recessed mounting, Without monitoring, CPS, 24 m, IP65,**  
**Plastic, white**

Trapezoid, plastic emergency exit sign luminaire for fitting on the ceiling for inscription on one or two sides with self-adhesive pictogram.

Planning certainty is provided by tool-free, variable use of the pictograms on site. A set of pictograms corresponding to DIN ISO 7010 (arrow to the right, left, up and down) is supplied as standard.



More information  
[www.rp-group.com/en/item/PFD019](http://www.rp-group.com/en/item/PFD019)



## TECHNICAL DATA


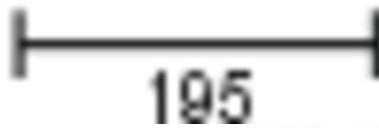
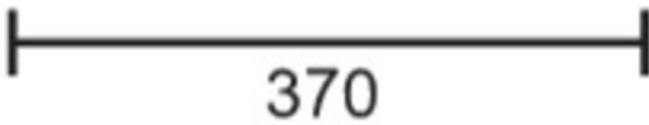

|                        |   |
|------------------------|---|
| Luminaire type         | Exit sign   |
| Mounting               | Recessed mounting                                   |
| Recognition distance   | 24 m  |
| Pictograph             | Set   |
| Illuminant             | LED   |
| Housing material       | Plastic   |
| Housing color          | white   |
| Protection type (IP)   | IP65  |
| Impact resistance (IK) | 6   |
| Certification          | WEEE, CE, ENEC, D-Sign, TÜV Rheinland Type approved |
| Insulation class       | 1   |
| Supply                 | Centralised power supply systems                    |
| Monitoring             | Without monitoring                                  |
| Bridging time          | CPS   |
| Battery                | /   |
| Operating mode         | Permanent circuit                                   |
| Input voltage AC       | 230 V   |
| Input frequency        | 50 / 60 Hz  |
| Input voltage DC       | 100-254 V   |
| Power max.             | 4,2 W   |



|                          |                     |
|--------------------------|---------------------|
| Power DS                 | 4,2 W               |
| Power BS                 | 0 W                 |
| Ambient temperature DS   | -25 °C to 40 °C     |
| Ambient temperature BS   | -25 °C to 40 °C     |
| Depth                    | 152 mm              |
| Width                    | 370 mm              |
| Height                   | 195 mm              |
| Weight                   | 0.89                |
| Weight incl. packaging   | 1.02                |
| Connection cross-section | 1.5 mm <sup>2</sup> |
| Switching input          | No                  |
| Emergency light blocking | No                  |
| Battery connection       | No                  |
| Dimming function         | No                  |
| Luminous flux mains      | 335 lm              |
| Luminous flux emergency  | 335 lm              |
| Customs tariff number    | 94056120            |
| EAN                      | 4260123683788       |



## TECHNICAL DRAWING



## ACCESSORY LIST

- 2PW-EB - Pendant
- 2DW-EB -
- DSA - Wire suspension
- PFER -

As of: 21.01.2025 - Subject to technical changes and errors.