



**Art.-Nr: PMD009**

**Exit sign Centralised power supply systems  
Recessed mounting, Without monitoring, CPS, 20 m, IP65,  
Plastic, white**

Plastic emergency exit sign luminaire with trapezoid surround.

To help with mounting, levelling screws are integrated to compensate for uneven surfaces.

The luminaire can be mounted by fitting on the wall and ceiling as well as fitting in the ceiling in conjunction with the mounting frame available.

The set of pictograms is inserted on the inside and secured without the use of solvents.

Planning certainty is provided by tool-free, variable use of the pictograms on site.

A set of pictograms corresponding to DIN ISO 7010 (2x man in the door and 2 straight arrows) are supplied as standard.



More information

[www.rp-group.com/en/item/PMD009](http://www.rp-group.com/en/item/PMD009)



## TECHNICAL DATA

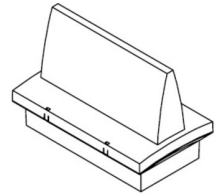
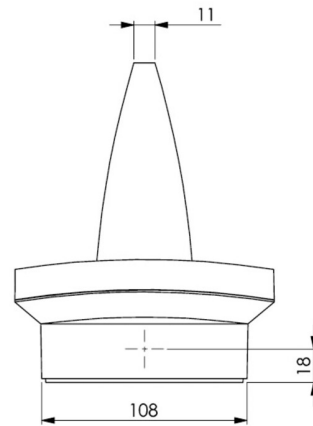
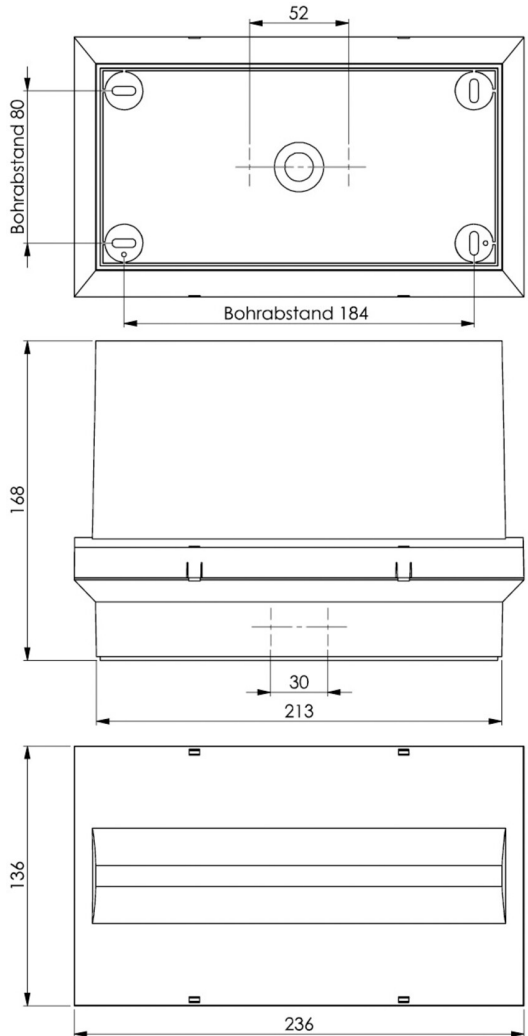
Luminaire type	Exit sign
Mounting	Recessed mounting
Recognition distance	20 m
Pictograph	Set
Illuminant	LED
Housing material	Plastic
Housing color	white
Protection type (IP)	IP65
Impact resistance (IK)	≥ 3
Certification	WEEE, CE, D-Sign, TÜV Rheinland Type approved, ENEC, HACCP
Insulation class	2
Supply	Centralised power supply systems
Monitoring	Without monitoring
Bridging time	CPS
Battery	/



Operating mode	Permanent circuit
Input voltage AC	230 V
Input frequency	50 / 60 Hz
Input voltage DC	100-254 V
Power max.	3,6 W
Power maintained	3,6 W
Power non-maintained	0 W
Ambient temperature maintained mode	-5 °C to 40 °C
Ambient temperature non-maintained mode	-5 °C to 40 °C
Depth	168 mm
Width	236 mm
Height	136 mm
Weight	0.84
Weight incl. packaging	0.94
Connection cross-section	1.5 mm <sup>2</sup>
Switching input	No
Emergency light blocking	No
Battery connection	No
Dimming function	No
Customs tariff number	94056120
EAN	4260766550706



## TECHNICAL DRAWING



As of: 12.02.2025 - Subject to technical changes and errors.