



Art.-Nr: WER029ML

**Emergency light Centralised power supply systems
Recessed wall mounting, Central power supply (ML), CPS, ,
IP20, Zinc die-cast, White**

High-grade and discreet zinc die-cast safety luminaire for recessed mounting in the wall.

This is intended for mounting in conventional switch boxes where the mounting frame can be aligned to the box. The zinc die-cast ornamental cover is locked using a fastener that cannot be seen from the outside.

Control and monitoring via central power supply system.



More information
www.rp-group.com/en/item/WER029ML



TECHNICAL DATA

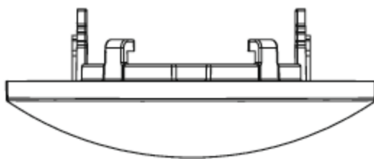
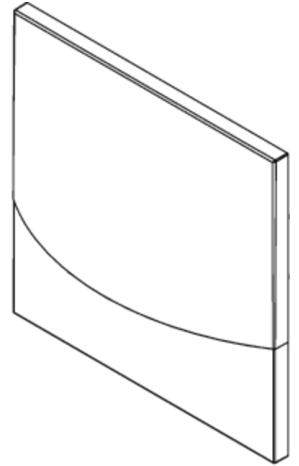
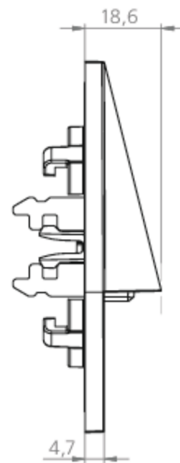
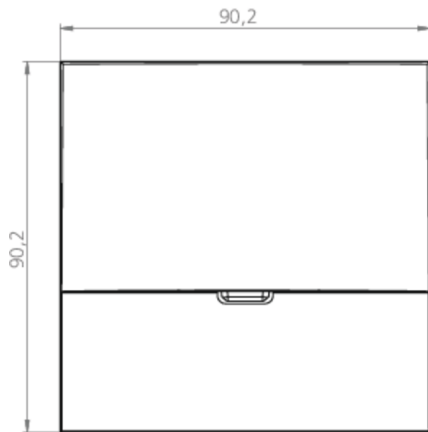
Luminaire type	Emergency light
Mounting	Recessed wall mounting
Pictograph	No
Illuminant	LED
Housing material	Zinc die-cast
Housing color	White
Protection type (IP)	IP20
Impact resistance (IK)	≥ 3
Certification	WEEE, CE
Insulation class	2
Supply	Centralised power supply systems
Monitoring	Central power supply (ML)
Bridging time	CPS
Battery	/
Operating mode	single luminaire switching
Input voltage AC	230 V
Input frequency	50 / 60 Hz
Input voltage DC	216 V



Power max.	2,1 W
Power maintained	2,1 W
Power non-maintained	0,7 W
Ambient temperature maintained mode	-20 °C to 40 °C
Ambient temperature non-maintained mode	-20 °C to 40 °C
Depth	90 mm
Width	19 mm
Height	90 mm
Weight	0.3
Weight incl. packaging	0.33
Connection cross-section	2.5 mm ²
Switching input	No
Emergency light blocking	No
Battery connection	No
Dimming function	No
Luminous flux mains	140 lm
Luminous flux emergency	140 lm
Customs tariff number	94056180
EAN	4260349829922



TECHNICAL DRAWING



As of: 29.04.2025 - Subject to technical changes and errors.