



**Art.-Nr: WER529CC-E**

**Emergency light Centralised power supply systems**

**Recessed wall mounting, CoreCompact 24 (CC), CPS, , IP20,  
Zinc die-cast, Stainless steel**

High-grade and discreet zinc die-cast safety luminaire for recessed mounting in the wall.

This is intended for mounting in conventional switch boxes where the mounting frame can be aligned to the box. The zinc die-cast ornamental cover is locked using a fastener that cannot be seen from the outside.

Control and monitoring via central 24 V low-power system.



More information

[www.rp-group.com/en/item/WER529CC-E](http://www.rp-group.com/en/item/WER529CC-E)



## TECHNICAL DATA

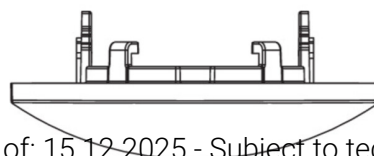
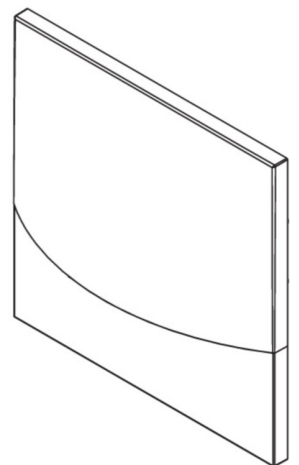
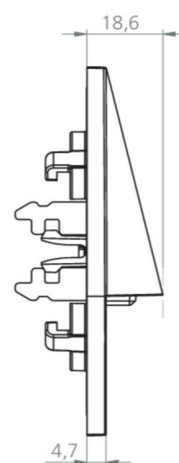
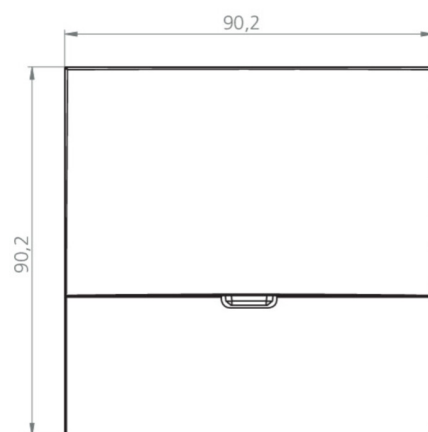
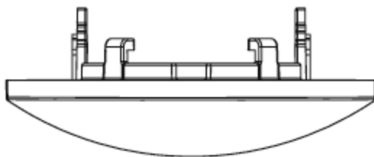
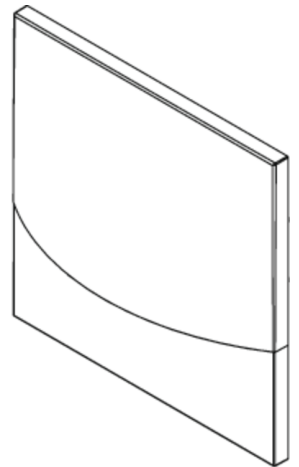
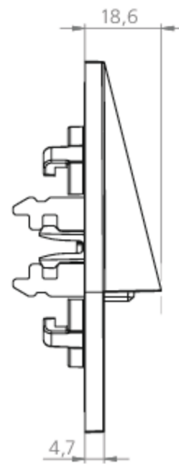
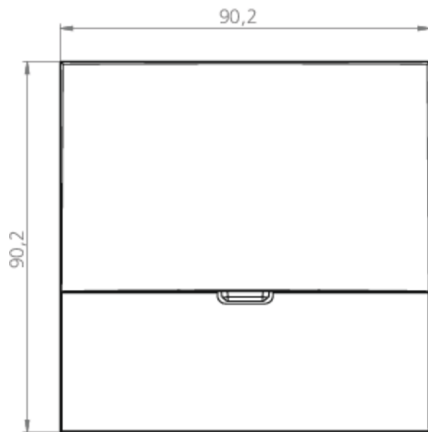
Luminaire type	Emergency light
Mounting	Recessed wall mounting
Pictograph	No
Illuminant	LED
Housing material	Zinc die-cast
Housing color	Stainless steel
Protection type (IP)	IP20
Impact resistance (IK)	≥ 3
Certification	WEEE, CE
Insulation class	3
Supply	Centralised power supply systems
Monitoring	CoreCompact 24 (CC)
Bridging time	CPS
Battery	/
Operating mode	Non-maintained / maintained
Input voltage AC	24 V
Power max.	1,5 W



Power maintained	1,5 W
Power non-maintained	0,4 W
Ambient temperature maintained mode	-5 °C to 40 °C
Ambient temperature non-maintained mode	-5 °C to 40 °C
Depth	20 mm
Width	90 mm
Height	90 mm
Installation dimensions Diameter	68 mm
Weight	0.66
Weight incl. packaging	0.69
Connection cross-section	2.5 mm <sup>2</sup>
Switching input	No
Emergency light blocking	No
Battery connection	No
Dimming function	Yes
Luminous flux mains	140 lm
Luminous flux emergency	140 lm
Customs tariff number	94056180
GTIN	4260682157669



## TECHNICAL DRAWING



As of: 15.12.2025 - Subject to technical changes and errors.