



Art.-Nr: WHGD418SC
Exit sign Self-contained
Surface mounting, SelfControl (SC), 8 h, 50m, IP65,
Polycarbonate, White

Modern emergency exit sign cube luminaire for identifying escape and emergency routes with easy-to-mount bayonet catch. It can be mounted straight onto the ceiling or suspended using the appropriate accessories.

The cube shape means that this plastic luminaire is easily recognisable from four sides. Ideal for use where routes intersect, e.g. in large stores with aisles.

Automatic monitoring of safety luminaire with SelfControl. Planning certainty is provided by printed pictograms, determined on the basis of logic. The pictograms used correspond to DIN ISO 7010 (arrow to the right, left and down).



More information
www.rp-group.com/en/item/WHGD418SC



TECHNICAL DATA

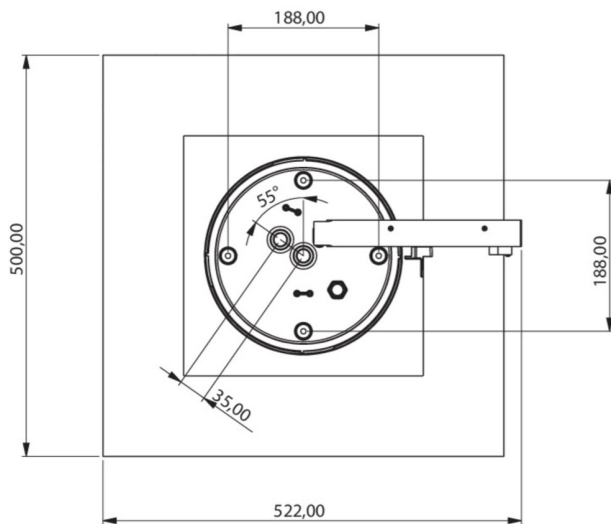
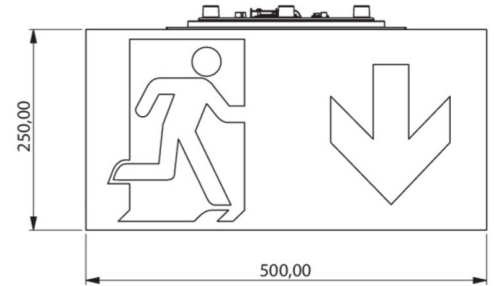
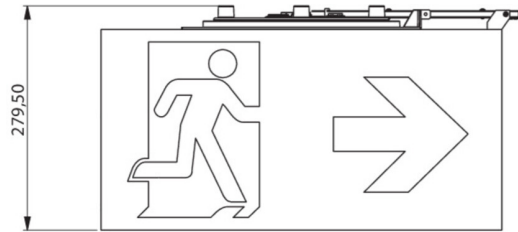
Luminaire type	Exit sign
Mounting	Surface mounting
Recognition distance	50m
Pictograph	Set
Illuminant	LED
Housing material	Polycarbonate
Housing color	White
Protection type (IP)	IP65
Impact resistance (IK)	≥ 3
Certification	WEEE, CE, 5 years warranty
Insulation class	2
Supply	Self-contained
Monitoring	SelfControl (SC)
Bridging time	8 h
Battery	LiFePO4 6,4 V/3,3 Ah
Operating mode	Non-maintained / maintained
Input voltageAC	180 V - 250 V
Input frequency	50 Hz



Power max.	5,3 W
Power maintained	3,9 W
Power non-maintained	2 W
Ambient temperature maintained mode	-5 °C to 40 °C
Ambient temperature non-maintained mode	-5 °C to 40 °C
Depth	500 mm
Width	522 mm
Height	280 mm
Weight	4.38
Weight incl. packaging	5.01
Connection cross-section	2,5 mm ²
Switching input	Yes
Emergency light blocking	No
Battery connection	Connector
Dimming function	No
Customs tariff number	94056120
EAN	4262483023440



TECHNICAL DRAWING



ACCESSORY LIST

- DSA-Y4M - Wire suspension
- DSA-Y4M-APA - Wire suspension
- WKO -

As of: 20.05.2025 - Subject to technical changes and errors.