




Art.-Nr: WKW413SC
Exit sign Self-contained
Wall mounting, SelfControl (SC), 3 h, 36 m, IP20, Metal, White

Square emergency exit sign cube luminaire for wall mounting for illuminating escape and emergency routes.

The cube shape means that this plastic luminaire is easily recognisable from three sides. Ideal for large-scale applications, e.g. in large stores.

Automatic monitoring of safety luminaire with SelfControl. Planning certainty is provided by printed pictograms, determined on the basis of logic. The pictograms used correspond to DIN ISO 7010 (arrow to the right, left and down).



More information

www.rp-group.com/en/item/WKW413SC



TECHNICAL DATA

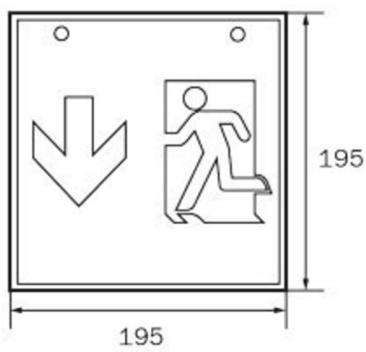
| | |
|------------------------|-----------------------------|
| Luminaire type | Exit sign |
| Mounting | Wall mounting |
| Recognition distance | 36 m |
| Pictograph | Set |
| Illuminant | LED |
| Housing material | Metal |
| Housing color | White |
| Protection type (IP) | IP20 |
| Impact resistance (IK) | ≥ 3 |
| Certification | WEEE, CE, 5 years warranty |
| Insulation class | 1 |
| Supply | Self-contained |
| Monitoring | SelfControl (SC) |
| Bridging time | 3 h |
| Battery | LiFePO4 6,4 V/3,3 Ah |
| Operating mode | Non-maintained / maintained |
| Input voltageAC | 180 V - 250 V |
| Input frequency | 50 Hz |
| Power max. | 8,2 W |



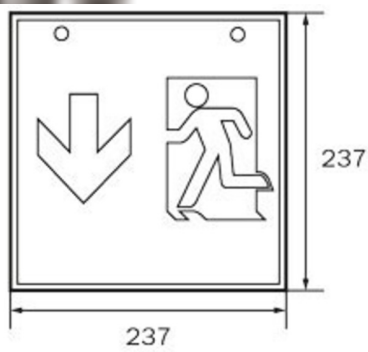
| | |
|---|---------------------|
| Power maintained | 7 W |
| Power non-maintained | 2 W |
| Ambient temperature maintained mode | -5 °C to 40 °C |
| Ambient temperature non-maintained mode | -5 °C to 40 °C |
| Depth | 195 mm |
| Width | 195 mm |
| Height | 195 mm |
| Weight | 0.95 |
| Weight incl. packaging | 1.09 |
| Connection cross-section | 2,5 mm ² |
| Switching input | Yes |
| Emergency light blocking | No |
| Battery connection | Connector |
| Dimming function | No |
| Luminous flux mains | 470 lm |
| Luminous flux emergency | 470 lm |
| Customs tariff number | 94056120 |
| EAN | 4260766556906 |



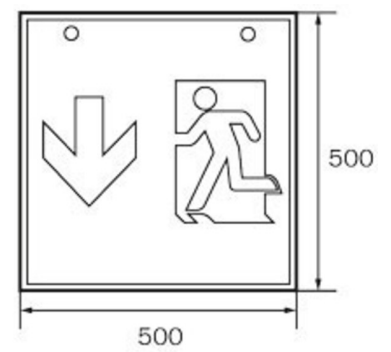
TECHNICAL DRAWING



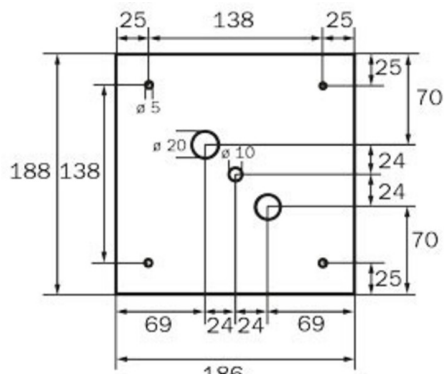
WK



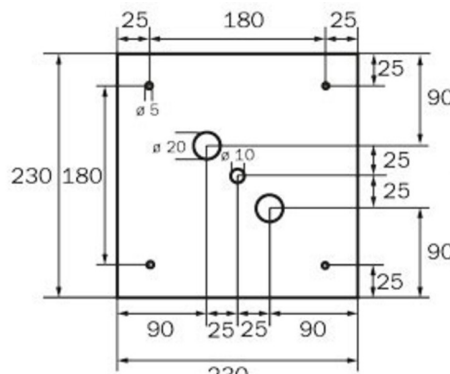
WG



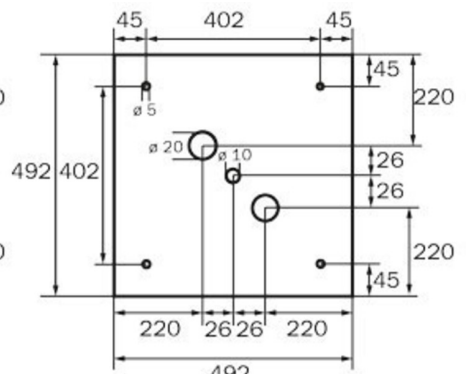
WX



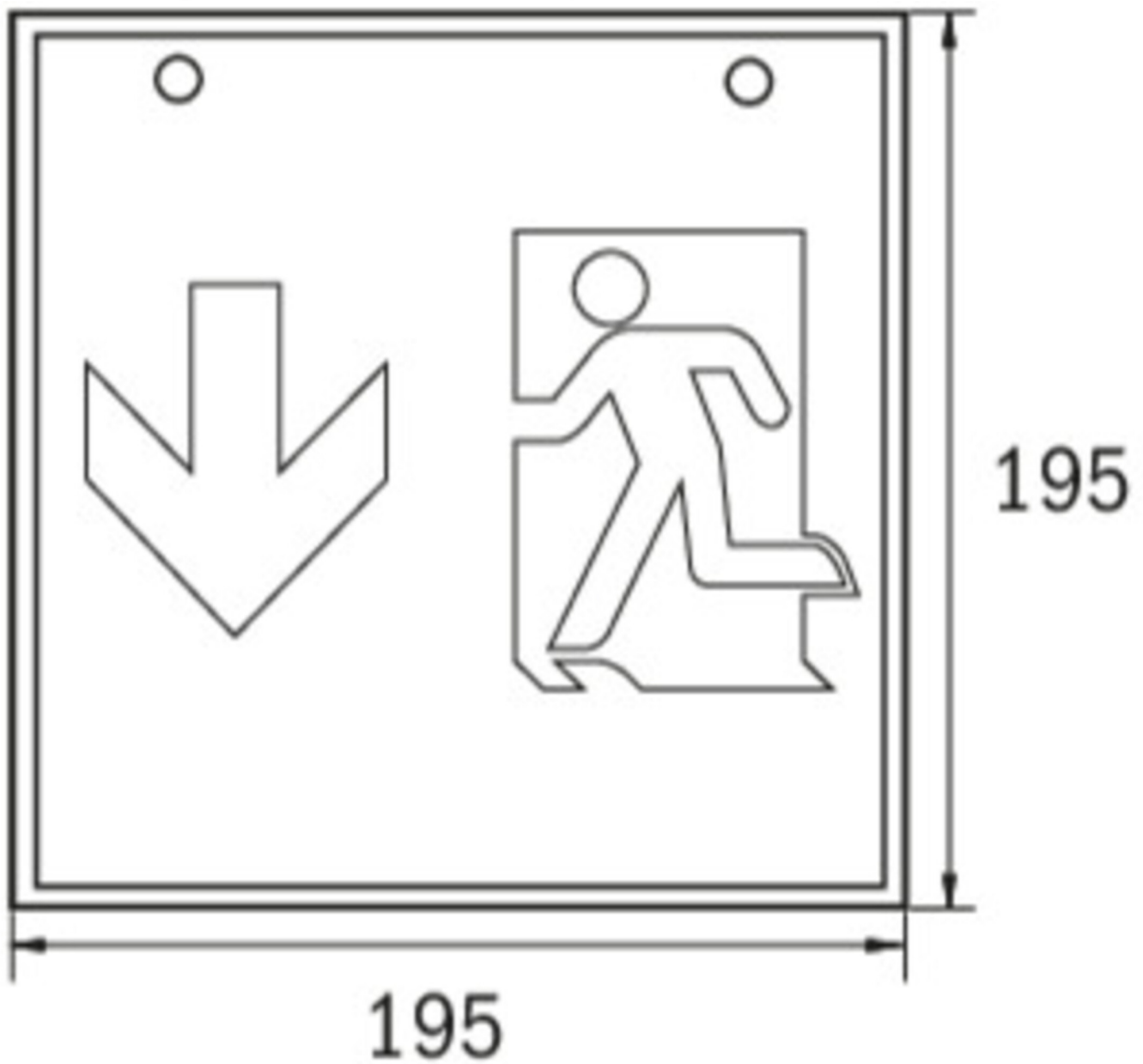
WK



WG



WX





ACCESSORY LIST

LFP3233-SET-2AKKU - Battery

As of: 04.04.2025 - Subject to technical changes and errors.