



**Art.-Nr: YEDTA-REWD-2401-U**  
**LED recessed downlight "TAURE", round,**  
**226x110mm, 24W, 2650lm, 3000K, CRI >80,**

LED recessed downlight, TAURE series. IP54. Housing made from aluminium, white, powder-coated. Smooth aluminium reflector. Operating unit can be switched or dimmed (DALI dimmer), external. UGR < 19 and screen-compliant in accordance with EN 12464-1. Version with CASAMBI® Bluetooth control available. DC compatibility on request. Ra > 90 on request.



More information

[www.rp-group.com/en/item/YEDTA-REWD-2401-U](http://www.rp-group.com/en/item/YEDTA-REWD-2401-U)



## TECHNICAL DATA

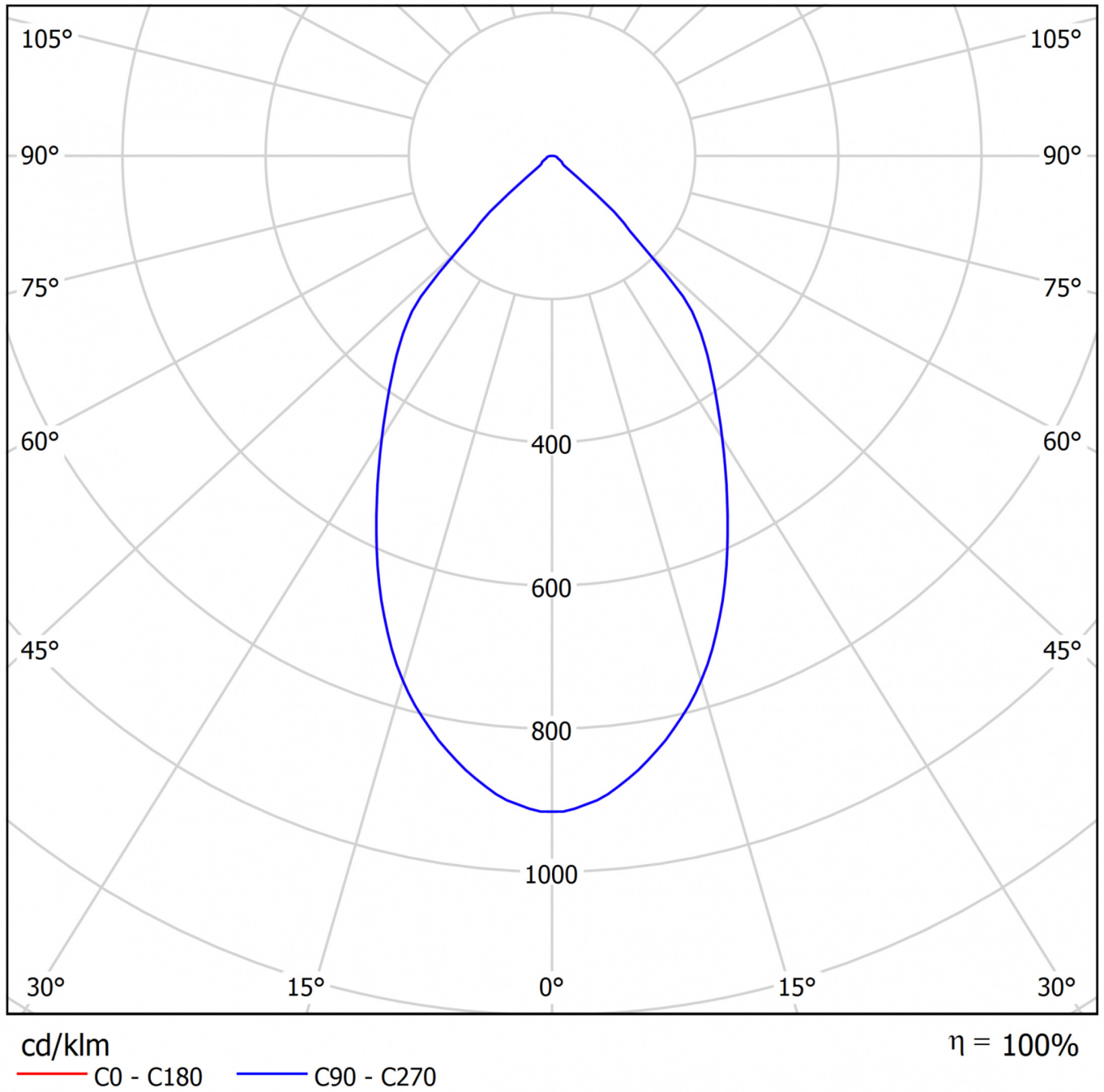
Dimensions	
Diameter	226 mm
Product dimensions Height	110 mm
Product weight	1 kg
Packaging dimensions	
Packaging dimensions Length	230 mm
Packaging dimensions Width	230 mm
Packaging dimensions Height	120 mm
Weight incl. packaging	1.1 kg
Cutout Dimensions	
Diameter	210 mm
Color	
Color	White
Housing material	
Housing material	Aluminium
Certification	
Insulation class	2
Protection type (IP)	IP54
Glow wire test	650 °C
Electrical connection	

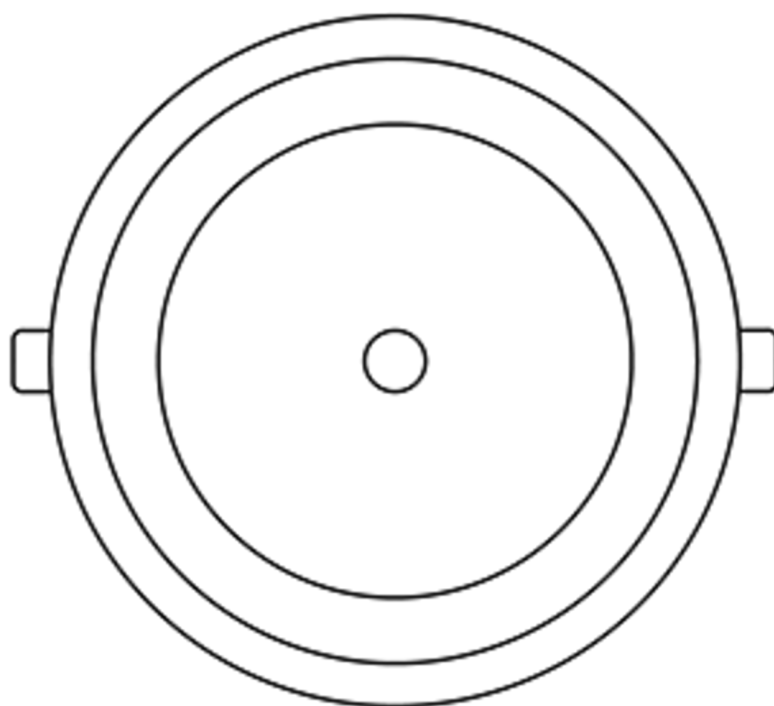
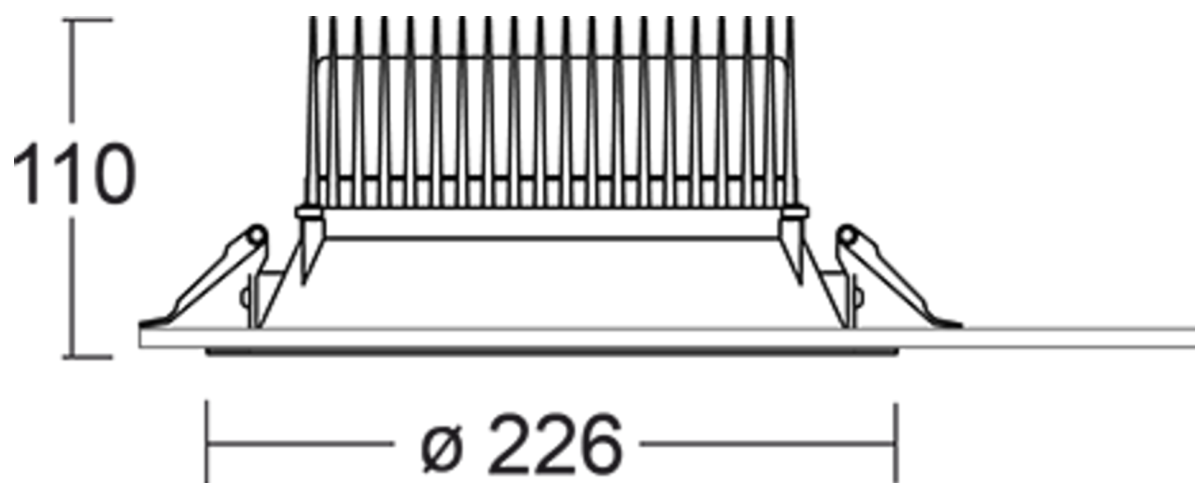


Connection cross-section	1.5 mm <sup>2</sup>
Type of dimming	DALI
System performance	24 W
Input voltage AC	220-240V / 50-60Hz V
Starting current	5 A
Power factor	0.95 PF
Starting time	50 µs
<b>Light data</b>	
Light source	LED
Rated luminous flux	2650 lm
Colour rendering index	> 80 Ra
Colour tolerance	3
Beam angle	62,4 °
Color temperature	3000 K
Light color	830
UGR	18.2
Service life	50000 h, L80
Light yield	110 lm/w
<b>Temperatures</b>	
Ambient temperature (Min)	0 °C
Ambient temperature (Max)	+25 °C
<b>Mounting</b>	
Mounting	Ceiling mounting
<b>power supply</b>	
Number of power supply units on LS B10A	30 pcs.
Number of power supply units on LS B16A	50 pcs.
Number of power supply units at LS C10A	50 pcs.
Number of power supply units at LS C16A	83 pcs.
Electrical design	with internal control gear, Dimmable



TEXT.LICHTVERTEILUNG





As of: 10.04.2025 - Subject to technical changes and errors.