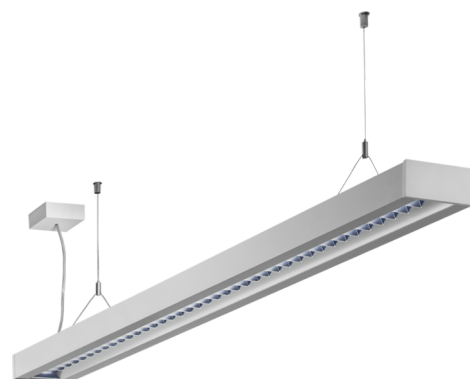




Art.-Nr: YWDZO-PANS-4001-DU

LED pendant luminaire "ZOLA", c- surface mounting direct distribution, 1415x50x125mm, 40W, 4700lm, 4000K, CRI >80, IP20, UGR <19, switchable

LED ceiling luminaire, ZOLA series, with direct and direct/indirect beam. Housing made from aluminium, white, powder-coated. Parabolic louvre diffuser, matt. Operating unit can be switched or dimmed (DALI dimmer), integrated. UGR < 16 and screen-compliant in accordance with EN 12464-1. Version with CASAMBI Bluetooth control available. DC compatible.



More information

www.rp-group.com/en/item/YWDZO-PANS-4001-DU



TECHNICAL DATA

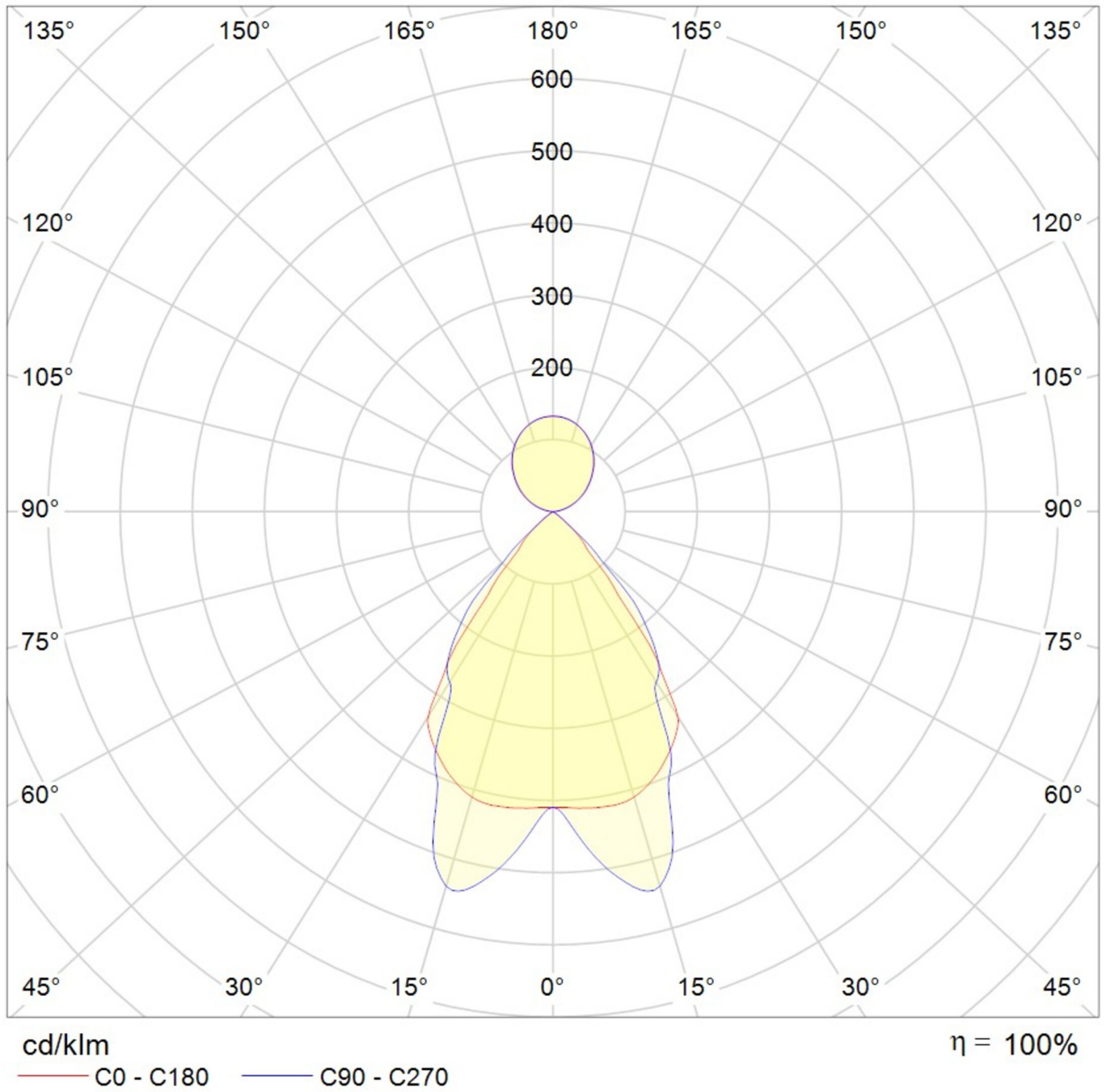
Dimensions	
Product dimensions Length	1415 mm
Product dimensions Width	50 mm
Product dimensions Height	125 mm
Product weight	3.7 kg
Packaging dimensions	
Packaging dimensions Length	1550 mm
Packaging dimensions Width	130 mm
Packaging dimensions Height	60 mm
Weight incl. packaging	3.9 kg
Color	
Color	White
Housing material	
Housing material	Aluminium
Certification	
Certification	CE
Insulation class	1
Protection type (IP)	IP20
Glow wire test	650 °C
Electrical connection	

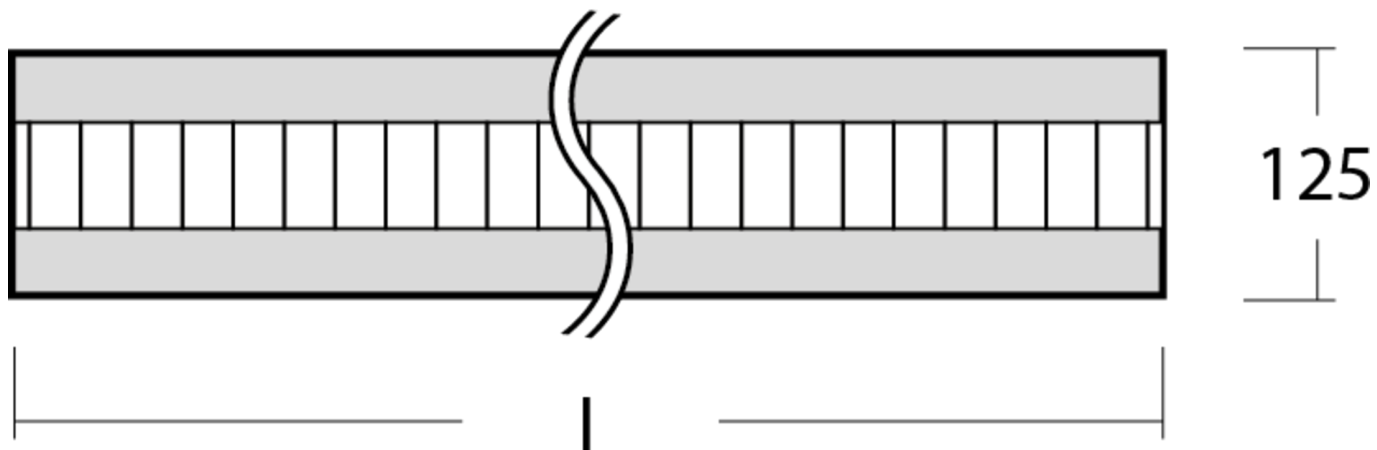
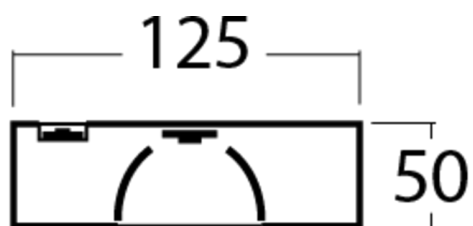


Connection cross-section	1.5 mm ²
System performance	40 W
Input voltage AC	220-240V / 50-60Hz V
Starting current	41 A
Power factor	0.95 PF
power supply	
Number of power supply units on LS B10A	16 pcs.
Number of power supply units on LS B16A	26 pcs.
Number of power supply units at LS C10A	26 pcs.
Number of power supply units at LS C16A	43 pcs.
DC suitability	Yes
Electrical design	with internal control gear, Switchable
Light data	
Light source	LED
Rated luminous flux	4700 lm
Colour rendering index	> 80 Ra
Colour tolerance	2
Beam angle	72,8/64,8 °
Color temperature	4000 K
Light color	840
UGR	15.5
Service life	50000 h, L80
Light yield	118 lm/w
Temperatures	
Ambient temperature (Min)	0 °C
Ambient temperature (Max)	+25 °C
Mounting	
Mounting	Pendulum ceiling construction



TEXT.LICHTVERTEILUNG





As of: 10.04.2025 - Subject to technical changes and errors.